

W O N D E R

I S


A L L - A R O U N D



AQUA MARINA

2020 - 2021

COLLECTION OVERVIEW



**WE ARE HERE TO HELP YOU
SEE THE BIG PICTURE.**

**WE ARE BUILDING VESSELS FOR YOU
TO STEP STURDY ON.**

TO FEEL SAFE ON.

TO TRAVEL ON.

TO BE QUICK AS THE WIND ON.

TO DISCOVER ON.

TO HAVE FUN ON.

TO DREAM BIG ON.

W O N D E R I S A L L - A R O U N D

Aqua Marina has been devoted to creating authentic paddling experience. We encourage you to discover your wonderland and get inspired with our products. We have created vessels to match your needs, equipment that you can carry everywhere with you, technology to keep you safe and give you the freedom to enjoy life.

We want to help you break your boundaries, using equipment that you can trust and live every moment. We haven't found a way to defeat time, but together we can make every moment of it worth remembering.

We understand how important it is for you to be independent. We built vessels easy to take with you everywhere. Feel free, travel, live to the maximum, discover magical places and keep some of the magic in you.

We know that safety is as important as performance. We developed a technology to help you go one-step further and to make your dreams come true. Like you, we haven't chosen the easy path. We have created technology that allows you to travel around the world, to explore every hidden treasure, to experience absolute freedom.


We feel your needs. We adapt and improve the ergonomic-design of our products to live up to your standards. We, in Aqua Marina, want what you want. Every need, Aqua Marina meets up to. Wondrous places are not just a dream anymore. They are the next adventure.

WE LIVE IN A WORLD OF WONDER.


AQUA MARINA. WONDER IS ALL-AROUND.

JOIN AM COMMUNITY



JACK HILL - United Kingdom 




Stéphane Chatelain - France 




Daniel Ziemer - Germany 



Bartosz Czauderna - Poland 




Aline Hudry - France 





Valérie Grenier - France 




Paula, Domino & Bruno - Estonia 



the exPAWers - United Kingdom 




Fred Muursepp - Estonia 




Jen F - Germany 




KULbrothers Konrad & Mati - Poland 




Simone - Italy 




Manon van Os & Bram - Netherlands 




Descubre Sin Limite - Spain 




Daniel and Jessica - Germany 



Frida Sethman - Australia 

W O N D E R
I S
A L L - A R O U N D



You Stay Wild - Norway

Inspired by the spirit of community paddlers' adventures all around the world, the new mission of AM community is not only telling the incredible stories of our athletes in the tournaments, but sharing the memorable time from all the adventurers who love to explore the their wonderland with Aqua Marina.

JOIN US! #wonderis_allaround.

ISUPS

- 10 ISUP TECHNOLOGY
- 12 ALL AROUND ISUP
- 18 ALL AROUND ADVANCED ISUP
- 26 TOURING ISUP
- 30 RACING ISUP
- 34 RIVER ISUP
- 38 SURF ISUP
- 42 WINDSURF ISUP
- 46 MULTI-PERSON ISUP
- 54 FITNESS ISUP
- 58 FISHING ISUP
- 60 KID ISUP
- 62 QUICKFINDER ISUP
- 64 PADDLE COLLECTION
- 66 ISUP ACCESSORIES
- 70 BLUEDRIVE S POWER FIN

KAYAKS

- 74 KAYAK TECHNOLOGY
- 76 SUP-KAYAK HYBRID
- 80 REINFORCED KAYAK
- 86 HEAVY-DUTY KAYAK
- 92 HIGH PRESSURE KAYAK
- 96 KAYAK ACCESSORIES

BOATS

- 98 ISLAND AIR PLATFORM
- 100 CATAMARAN
- 104 DELUXE SPEED BOAT
- 112 FISHING & SPORTS BOAT
- 116 QUICKFINDER KAYAKS & BOATS
- 118 BOATS ACCESSORIES

APPAREL

- 120 RASHGUARDS
- 122 BOARD SHORTS
- 123 NEOPRENE JACKET
- 124 WETSUIT
- 126 AQUA SHOES
- 127 SIZE CHART
- 128 OVERVIEW
- 132 PROMO SALES SUPPORT
- 135 COMPANY AND BRANDS



EXPLORE A WORLD WITH WONDER


INFLATABLE
STAND UP PADDLE
BOARD




ISUP TECHNOLOGY 2021

DOUBLE CHAMBER

The heat-welded separate chambers could provide ultra stiffness and ensure extra safety for long journey exploration.



ULTRA STIFF

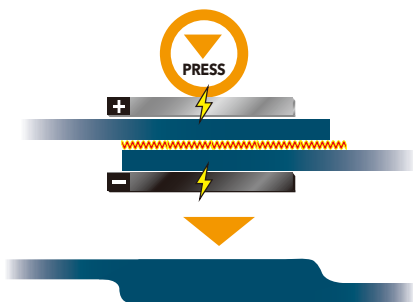


EXTRA SAFE

HIGH FREQUENCY

We use HF (High Frequency) Welding Technology to bond together PVC layers by eletromagnetic energy. Two eletrodes create an oscillating electric field that release energy in the form of heat to make the PVC fabric melt and bond to one another. HF Welding can create very robust and hermetic seals for incredible airtightness without being harmful to environment.

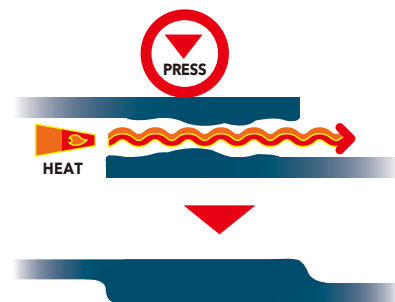
HIGH FREQUENCY




HEAT FUSION

Aqua Marina's new inflatable Heat Fusion Technology uses a special heat welding process to join two separate pieces of reinforced PVC into a single solid unit. The welding technology not only creates stronger and longer-lasting product for our customers but a better environment for the earth.

HEAT FUSION



DROP STITCH LIGHT TECHNOLOGY

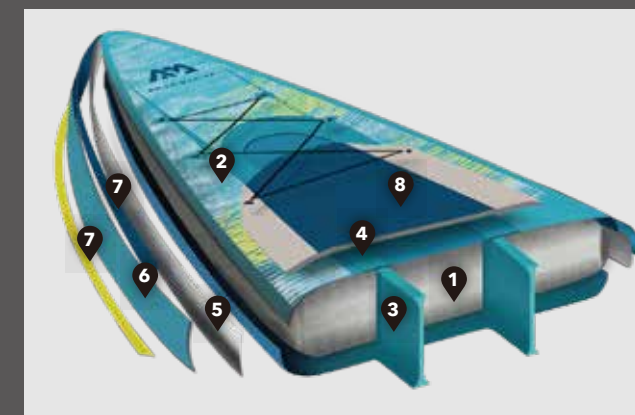


/ BREEZE, VAPOR, FUSION, MONSTER / CORAL, BEAST, MAGMA, ATLAS /
/ SUPER TRIP / MEGA / DHYANA / YOGA DOCK / PEACE /
/ DRIFT / VIBRANT /

Quality construction, portable packing and affordable solution for your iSUP.

- 1 Double Wall Fabric drop stitch core
- 2 Light and printed tarpaulin layer
- 3 First PVC rail layer
- 4 Second PVC rail layer
- 5 EVA footpad

DOUBLE CHAMBER TECHNOLOGY




/ HYPER /

The added chamber offers up to 48 liters of safety floatation for inflatable board used in open water and long trip touring.

- 1 Double Wall Fabric drop stitch core
- 2 Light and printed tarpaulin layer
- 3 Double layered added chamber
- 4 Added chamber band reinforcement
- 5 First PVC rail layer
- 6 Second PVC rail layer
- 7 Extra rail-band reinforcement
- 8 EVA footpad

DOUBLE LAYER QUADRUPLE STRINGER TECHNOLOGY



/ RACE /

- Premium construction used in racing line.
- 25% - 30% increase in stiffness

- 1 Double Wall Fabric drop stitch core
- 2 First tarpaulin layer
- 3 Second light and printed tarpaulin layer
- 4 First PVC rail layer
- 5 Second PVC rail layer
- 6 Extra rail-band reinforcement
- 7 Quadruple compression stringers
- 8 EVA footpad

DOUBLE LAYER TECHNOLOGY



/ RAPID / WAVE / BLADE / SUPER TRIP TANDEM /
/ AIRSHIP RACE /

- Premium construction used in specialized line.
- 25% - 30% increase in stiffness

- 1 Double Wall Fabric drop stitch core
- 2 First tarpaulin layer
- 3 Second light and printed tarpaulin layer
- 4 First PVC rail layer
- 5 Second PVC rail layer
- 6 EVA footpad

GET OUT OF LINE TO FIND YOUR OWN

ALL-AROUND

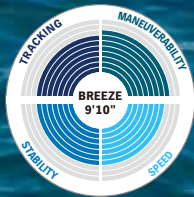
With a wide range of choices - the new Aqua Marina All-around line is sure to impress all beginners. The 2021 all-around line comes with four brand-new sizes: 9'10", 10'4", 10'10", 12'0", and just have everything you need to go stand up paddling, all packed in the upgraded zip backpack. These nicely shaped all-around boards are perfect for flat water and small waves with the outstanding stiffness and durability.



BREEZE 9'10" VAPOR 10'4" FUSION 10'10" MONSTER 12'0"

ALL-AROUND

THE CLASSIC AQUA MARINA ALL-AROUND LINE IS THE MOST POPULAR INFLATABLE SUP BOARDS IN THE WORLD. THE BUDGET-FRIENDLY LINE IS EASY TO TRANSPORT, SIMPLE TO SET UP, STABLE AND VERSATILE. THIS IS SIMPLY THE GUARANTEE OF INFLATABLE SUP FUN FOR ALL LEVELS OF RIDERS!



BREEZE 9'10"
BT-21BRP

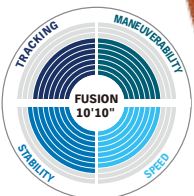
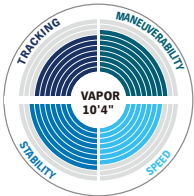
LENGTH	WIDTH	THICKNESS	VOLUME
9'10" / 300cm	30" / 76cm	4.7" / 12cm	220L
NET WEIGHT	MAX. PAYLOAD	MAX. AIR PRESSURE	
17.4 lbs / 7.9 kg	220 lbs / 100 kg	15 psi	



Upgraded to better balanced sizes and shapes, the 2021 new models are the ideal all-around SUP boards offering incredible stability and good gliding experience, competent in any conditions from flat water to small waves.

The new BREEZE/VAPOR/FUSION/MONSTER feature more generous volume and payload that cater to those looking for easier ride and carrying more luggage. The comfortable diamond grooving footpad could provide extra grip while the strengthened stainless steel leash D-ring could ensure a safe ride in small waves.

Constructed of Aqua Marina's exclusive Drop Stitch Light Technology, these all-arounders are lightweight but super stiff. Coming with our new customized zip backpack this year, these classic models are highly portable with smaller size whilst packing everything inside.



VAPOR 10'4"
BT-21VAP

LENGTH	WIDTH	THICKNESS	VOLUME
10'4" / 315cm	31" / 79cm	6" / 15cm	310L
NET WEIGHT	MAX. PAYLOAD	MAX. AIR PRESSURE	
18.7 lbs / 8.5 kg	308 lbs / 140 kg	15 psi	



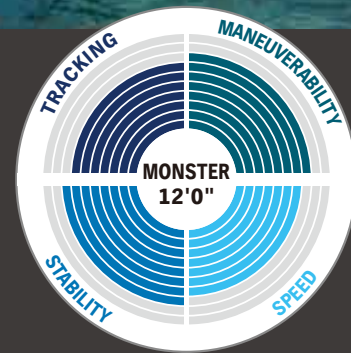
FUSION 10'10"
BT-21FUP

LENGTH	WIDTH	THICKNESS	VOLUME
10'10" / 330cm	32" / 81cm	6" / 15cm	320L
NET WEIGHT	MAX. PAYLOAD	MAX. AIR PRESSURE	
19.0 lbs / 8.6 kg	330 lbs / 150 kg	15 psi	



MONSTER

12'0"



MONSTER 12'0"


BT-21MOP

LENGTH	WIDTH	THICKNESS	VOLUME
12'0" / 366cm	33" / 84cm	6" / 15cm	380L
NET WEIGHT	MAX. PAYLOAD	MAX. AIR PRESSURE	
22.3 lbs / 10.1 kg	374 lbs / 170 kg	15 psi	



INFLATABLE STAND UP PADDLE

ALL-AROUND DETAILS



DECK FOOTPAD

Diamond grooving EVA footpad for ultimate grip and comfort



BUNGEE SYSTEM

Equipped with adjustable bungee cord stopper to easily tighten luggage



CARRY HANDLE

Solid neoprene carry handle specifically designed for a comfortable grasp



SEAT D-RING

Extra stainless steel D-rings on deck pad for an optional seat



RUBBER PATCHED VALVE

Quality rubber patched air valve for premium look and better airtightness in harsh environments



FIN SYSTEM

Removable slide-in Center Fin for toolless installation

UPGRADED PACKAGE INCLUDES



Heavy-duty zip backpack neatly packing all accessories for great portability



Upgraded with a shock-proof gauge for durability



Featuring extended length and reinforced new blade for better paddling efficiency



Zip Backpack



Double Action Pump
LIQUID AIR V1



SPORTS III Paddle



Slide-in Center Fin



Safety Leash

WHEN EVERY
PADDLING
BRINGS
A SMILE
OF JOY

ALL-AROUND ADVANCED

The 2021 Aqua Marina All-around Advanced boards will definitely be the favorites for all levels of paddlers. Available in optimized width of 31", 32", 33", 34", the new All-around Advanced boards provide excellent stability and ease of paddling. These newly designed boards are pretty eye-catching and of great portability with all accessories packed in our upgraded zip backpack. Ideal for all paddling conditions with incredible rigidity and a bonus tail kick pad.



CORAL
10'2"

BEAST
10'6"

MAGMA
11'2"


ATLAS
12'0"

ADORABLE

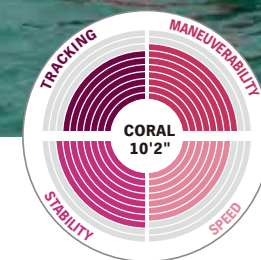
Portable and Easy to Control -
Just enjoy the fun of
our 2021 new CORAL.

Meet our most fabulous board of 2021 -
CORAL. A ladies-specific all-around board
designed for all levels of female riders. You
will love it at first glance for its unique color
design that makes you easily stand out on
any beach.

By conjoining the Drop Stitch Light
Technology with our signature HF Welding
Technology, CORAL is significantly light
without compromising on stiffness. With
added D-rings on the rail for shoulder strap,
carrying this 8.6kg board is effortless.



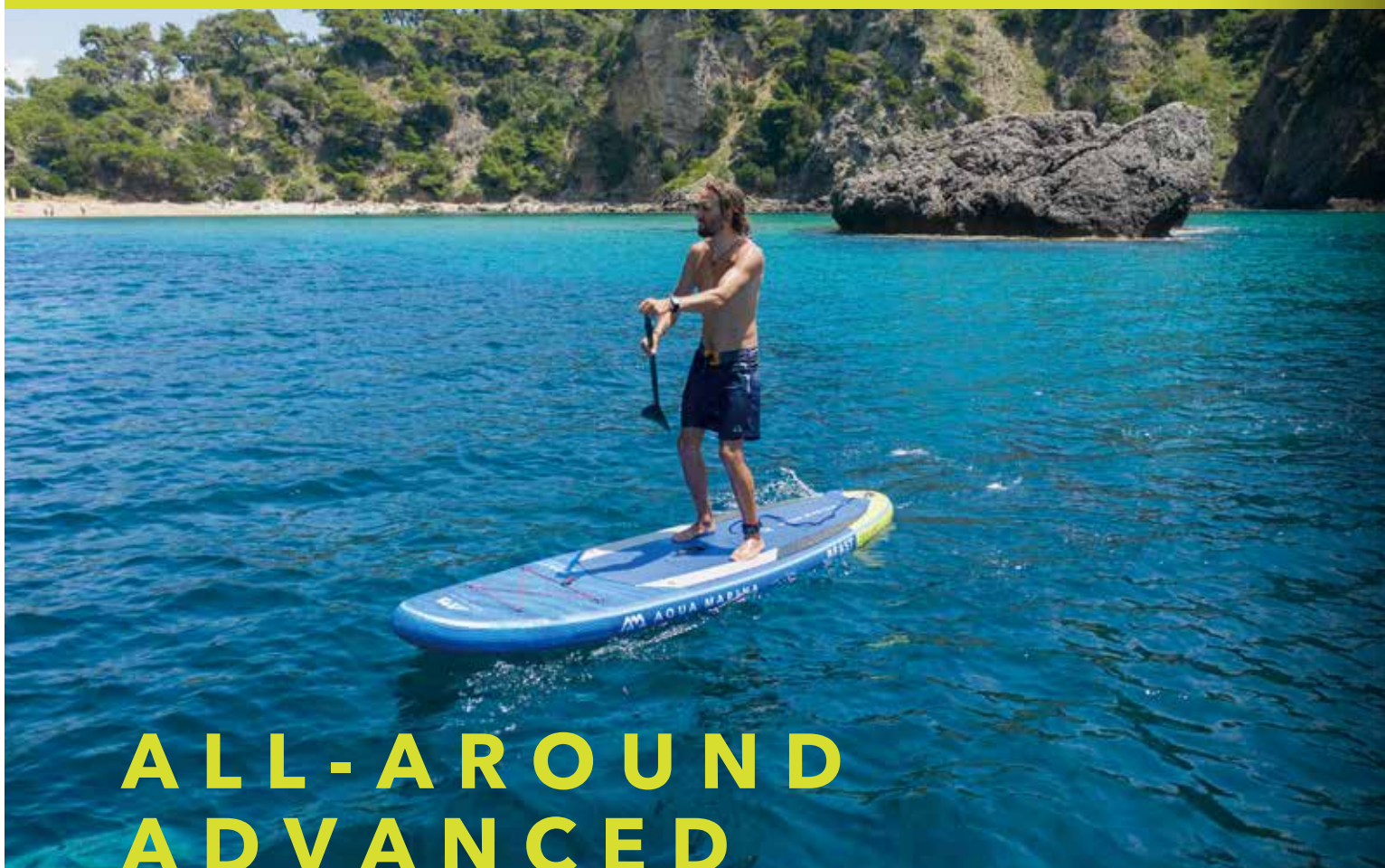
10'2" /



CORAL 10'2" BT-21COP

LENGTH 10'2" / 310cm	WIDTH 31" / 78cm
THICKNESS 4.7" / 12cm	VOLUME 230L
NET WEIGHT 19.0 lbs / 8.6 kg	MAX. PAYLOAD 231 lbs / 105 kg
MAX. AIR PRESSURE 15 psi	





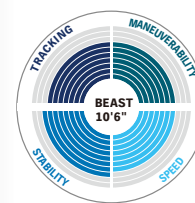
ALL-AROUND ADVANCED

THE NEW AQUA MARINA ALL-AROUND ADVANCED LINE IS THE ULTIMATE INFLATABLE SUP BOARD THAT EVERYONE CAN ENJOY. STIFF, LIGHT AND DURABLE, OUR NEATLY PACKED ALL-AROUND ADVANCED BOARDS COULD BE INFLATED INTO DELICATELY TUNED SHAPES FOR FLAT WATER AND SMALL SURF FUN.

Our most popular all-around advanced boards are bestsellers, offering fantastic versatility and boasting unrivalled quality, innovation and design.

Designed for use across a wide range of conditions, by all kinds of riders. The shorter models are better suited to catch some waves, while the longer wider models are aimed at heavier paddlers or families who will be paddling together on one board.

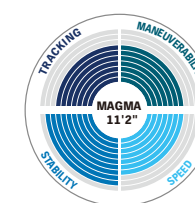
The Drop Stitch Light Technology makes the new Aqua Marina all-around advanced line the most valuable inflatable SUP on the market with an incredible stiffness and weight ratio.



BEAST 10'6"

BT-21BEP

LENGTH	WIDTH	THICKNESS	VOLUME
10'6" / 320cm	32" / 81cm	6" / 15cm	300L
NET WEIGHT	MAX. PAYLOAD	MAX. AIR PRESSURE	
19.2 lbs / 8.7 kg	308 lbs / 140 kg	15 psi	



MAGMA 11'2"

BT-21MAP

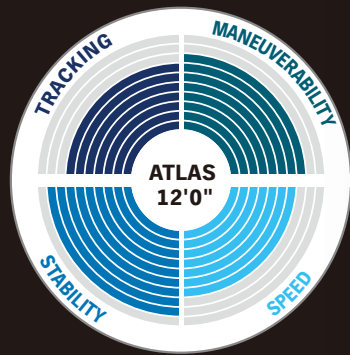
LENGTH	WIDTH	THICKNESS	VOLUME
11'2" / 340cm	33" / 84cm	6" / 15cm	330L
NET WEIGHT	MAX. PAYLOAD	MAX. AIR PRESSURE	
20.9 lbs / 9.5 kg	330 lbs / 150 kg	15 psi	



ALL-AROUND ADVANCED
DETAILS



ATLAS



ATLAS 12'0"
BT-21ATP

LENGTH	WIDTH	THICKNESS	VOLUME
12'0" / 366cm	34" / 86cm	6" / 15cm	390L
NET WEIGHT	MAX. PAYLOAD	MAX. AIR PRESSURE	
24.0 lbs / 10.9 kg	396 lbs / 180 kg	15 psi	



QUALITY PRINTING

Full deck and base quality printing for superior optics



DECK FOOTPAD

Non-print EVA footpad of diamond grooving crocodile skin, ensuring maximum grip and comfortable sun-bathing



BUNGEE SYSTEM

Equipped with adjustable bungee cord stopper to easily tighten luggage



CARRY HANDLE

Solid neoprene carry handle specifically designed for a comfortable grasp




SEAT D-RING

Extra stainless steel D-rings on deck pad for an optional seat



RUBBER PATCHED VALVE

Upgraded air valve rubber patch providing user-friendly instructions and better airtightness in harsh environments



DOUBLE LAYERED RAIL

1000D double layered rail design for reinforced rail protection



KICK PAD

Newly-designed tail kick pad for critical bottom turns and cutbacks



FIN SYSTEM

Removable slide-in Center Fin for toolless installation

UPGRADED PACKAGE INCLUDES



Heavy-duty zip backpack neatly packing all accessories for great portability



New super ergonomic pump with a shock-proof gauge and higher volume for easier and quicker inflation



Featuring extended length and reinforced new blade for better paddling efficiency



Zip Backpack



Double Action Pump
LIQUID AIR V2



SPORTS III Paddle



Board Strap (CORAL)

Safety Leash



Slide-in Center Fin

ENDLESS ADVENTURE

TOURING

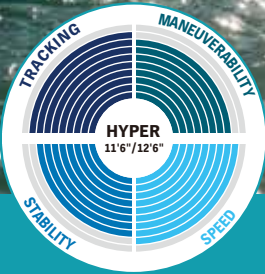
Making new discoveries and experiencing adventures have never been more exciting with our touring boards! HYPER is the perfect cruiser with exclusive Double Chamber Technology which provides extra safety and rigidity. With more paralleled rails and broadened tail this year, our 2021 new HYPER is sturdy yet sporty, ensuring clean and straight tracking. Faster and more comfortable than ever, comes in 11'6" and 12'6".



HYPER
11'6"

HYPER
12'6"

SUP BOARDING IS ALL ABOUT ENDLESS ADVENTURES, AND OUR HYPER INFLATABLE SUP BOARDS ARE DESIGNED FOR JUST THAT. THEY ARE IDEAL FOR TOURING, EXPLORING AND DISCOVERING. WITH DOUBLE CHAMBER TECHNOLOGY FOR EXTRA STIFFNESS AND SAFETY CONSIDERATION, THESE ARE THE PERFECT BOARDS FOR A MULTI-DAY TRIP OR A STEP UP IN PERFORMANCE.



HYPER 11'6"
BT-21HY01

LENGTH	WIDTH	THICKNESS	VOLUME
11'6" / 350cm	31" / 79cm	6" / 15cm	330L
NET WEIGHT	MAX. PAYLOAD	MAX. AIR PRESSURE	
24.3 lbs / 11 kg	330 lbs / 150 kg	15 psi / 10 psi (center chamber)	



HYPER 12'6"
BT-21HY02

LENGTH	WIDTH	THICKNESS	VOLUME
12'6" / 381cm	32" / 81cm	6" / 15cm	370L
NET WEIGHT	MAX. PAYLOAD	MAX. AIR PRESSURE	
26.5 lbs / 12 kg	374 lbs / 170 kg	15 psi / 10 psi (center chamber)	



The two sizes of 11'6" and 12'6" are fast, very easy to paddle and keep balance, even if you are a first-time SUPer. The 6-inch thickness gives incredible rigidity while extra volume keeps you and your luggage up and dry.


Unsurpassed stiffness and stability brought by the new double chamber construction make HYPER ideal for carrying camping gear, whilst their streamlined outline makes them perfect for high-speed cruising enabling you to paddle further and longer. The HYPER inflatable touring board is going to be all the explorers' favorite transportation.



DETAILS



BUNGEE SYSTEM
Featuring double cargo net and adjustable bungee cord stopper, ideal for day trippers carrying all gear and supplies



DECK FOOTPAD
Non-print EVA footpad of diamond grooving crocodile skin, ensuring ultimate grip and comfort




CARRY HANDLE
Solid neoprene carry handle specifically designed for a comfortable grasp



SEAT D-RING
Stainless steel bungee D-rings tactically located for optional seat connection



RUBBER PATCHED VALVE
Upgraded air valve rubber patch providing user-friendly instructions and better airtightness in harsh environments



KICK PAD
Newly-designed tail kick pad for critical bottom turns and cutbacks



TECHNOLOGY & OUTLINE
Welded Double Chamber Technology for extra rigidity and safety; More paralleled rail to facilitate excellent straight tracking



RAIL EDGE
Molded hydrodynamic rail edge design creating clean water release and highly improved paddling efficiency



FIN SYSTEM
Removable slide-in Racing Fin for good tracking ability

UPGRADED PACKAGE INCLUDES



Heavy-duty zip backpack with pocket inside, neatly packing all accessories



New super ergonomic pump with a shock-proof gauge and higher volume for easier and quicker inflation



Upgraded 10' / 7mm coil leash maximizing strength while minimizing drag



Zip Backpack



Double Action Pump
LIQUID AIR V2



Racing Fin



Coil Leash

STAY AHEAD

RACING

We've been exploring the secret of making our racing boards stiffer and lighter, and our 2021 new Quadruple Stringer Technology for RACE turns out to be the perfect solution. Still born with Double Layer Technology, the 2021 RACE is unprecedentedly fast and stiff. Available in 12'6" and 14'0", it is a racing machine not far behind the performance of a composite board.

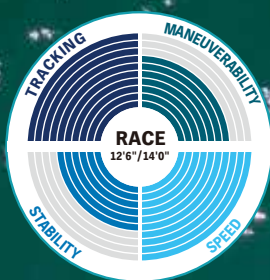
The new RACE is ideal for advanced to Pro level athletes by providing just enough stability, while keeping riders aggressive at buoy turns so they won't miss any opportunity to surpass the opponents.



RACE
12'6"


RACE
14'0"

WE'VE MADE SO MUCH EFFORT TO CREATE THE FASTEST INFLATABLE PADDLE BOARDS WHILE BEING FRIENDLY TO ALL LEVELS OF RIDERS. THE NEW RACE IS THE ULTIMATE INFLATABLE RACING SUP BOARD THAT EXCELS IN A WIDE VARIETY OF CONDITIONS.



The new Aqua Marina RACE is in two lengths of 12'6" and 14'0", both in width of 27", which gives enough stability to be in control when conditions get choppy, but fast and slippery to cover distances quickly.

With our new Quadruple Stringer Technology, combined with lightweight Double Layer Technology, these boards are much stiffer yet lighter. You would be astonished at their outstanding rigidity. The combination of speed, stability and floatation is so impressive for such narrow boards. The tool-free slide-in Racing Fin and upgraded heavy-duty coil leash make the new RACE a ready-to-race package.



RACE 12'6"

BT-21RA01

LENGTH	WIDTH	THICKNESS	VOLUME
12'6" / 381cm	27" / 69cm	6" / 15cm	320L
NET WEIGHT	MAX. PAYLOAD	MAX. AIR PRESSURE	
22.5 lbs / 10.2 kg	330 lbs / 150 kg	18 psi	



RACE 14'0"

BT-21RA02

LENGTH	WIDTH	THICKNESS	VOLUME
14'0" / 427cm	27" / 69cm	6" / 15cm	360L
NET WEIGHT	MAX. PAYLOAD	MAX. AIR PRESSURE	
26.5 lbs / 12 kg	352 lbs / 160 kg	18 psi	



DETAILS



OUTLINE

Streamlined outline for clean and fast waterline and efficient strokes



DECK FOOTPAD

Non-print EVA footpad of diamond grooving crocodile skin, ensuring ultimate grip and comfort



CARRY HANDLE

Solid neoprene carry handle specifically designed for a comfortable grasp



SIDE RAIL PAD

Built-in side rail pad design helping riders easily find balance during high-speed paddling



RUBBER PATCHED VALVE

Upgraded air valve rubber patch providing user-friendly instructions and better airtightness in harsh environments



KICK PAD

Newly-designed tail kick pad for critical bottom turns and cutbacks



TECHNOLOGY

Double Layer Technology for weight reduction and increase in stiffness, combined with quadruple stringers for extra rigidity and less power loss during paddling



RAIL EDGE

Molded hydrodynamic rail edge design creating clean water release and highly improved paddling efficiency



FIN SYSTEM

Removable slide-in Racing Fin for good tracking ability

UPGRADED PACKAGE INCLUDES



Heavy-duty zip backpack with pocket inside, neatly packing all accessories



New super ergonomic pump with a shock-proof gauge and higher volume for easier and quicker inflation



Upgraded 10' / 7mm coil leash maximizing strength while minimizing drag



Zip Backpack



Double Action Pump
LIQUID AIR V2



Racing Fin



Coil Leash

RIDE THE WAVE AWAY FROM THE OCEAN



RIVER

Ride the flow and conquer the rivers with our RAPID. There's nothing quite like hurtling down some wild rapids on a paddle board, and here at Aqua Marina we have a board that is perfect for doing just that.

The generous volume, compact outline and fixed white water mini fins provide ultimate white water performance.



RAPID
9'6"

RIVER

THERE'S NOTHING QUITE LIKE HURTLING DOWN SOME WILD RAPIDS ON A PADDLE BOARD, AND HERE AT AQUA MARINA WE HAVE A BOARD THAT IS PERFECT FOR DOING JUST THAT. EQUIPPED WITH DOUBLE LAYER TECHNOLOGY AND SUPER STIFF DUAL-STRINGER, THIS IS THE ULTIMATE BOARD FOR THE ADVENTURER LOOKING TO CATCH SOME WAVES AWAY FROM THE OCEAN.



UPGRADED PACKAGE INCLUDES



Heavy-duty zip backpack with pocket inside, neatly packing all accessories



Upgraded with a shock-proof gauge for durability



7mm thick river leash with quick-release mechanism to reduce danger in emergency



Zip Backpack



Double Action Pump
LIQUID AIR V1



4 Fixed Fins




Slide-in River Fin



River Leash

INFLATABLE STAND UP PADDLE

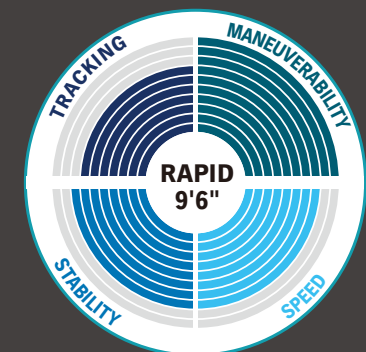
With a width of 33" and 289L volume, you will be sure to stay on board when the going gets rough. The RAPID features an optimized nose shape and a more aggressive rocker line. The fine-tuned 4+1 heavy duty fin system allows tight turning and the crossing of shallow sections without compromising any portability. The Double Layer Technology makes this board ultra-robust for the unbeatable fun in all types of waves.



RAPID 9'6"

BT-20RP

LENGTH	WIDTH	THICKNESS	VOLUME
9'6" / 289cm	33" / 84cm	6" / 15cm	300L
NET WEIGHT	MAX. PAYLOAD	MAX. AIR PRESSURE	
22 lbs / 10 kg	286 lbs / 130 kg	18 psi	



NON-SLIP EVA FOOTPAD

Deep diamond-cut crocodile skin EVA footpad for ultimate grip and less risk of slipping off when wearing footwear



CARRY HANDLE

Five solid neoprene carry handles for easy transport and to save all your energy



TAIL KICK PAD

Optimized tail kick pad design for critical bottom turns and cutbacks



FIVE FIN SYSTEM

Heavy Duty Mini Fin setup for quick turning and shallow waters

INFLATABLE SURF ADVENTURE

SURF

We've found a way for everyone to easily ride the waves with a paddle board everywhere.

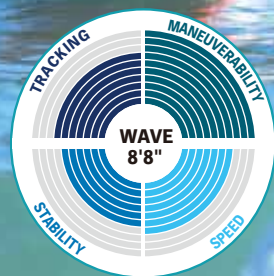
Our 8'8" WAVE is compact and have a rounded wide nose and narrow tail making it a perfect surf board for both beginners and intermediate surfers.



WAVE
8'8"

WAVE

THE WAVE IS THE ULTIMATE SOLUTION FOR SURFERS WHO WANT TO TAKE THEIR BOARD ALL OVER THE WORLD. THE OUTSTANDING STIFFNESS ENSURED BY THE DOUBLE LAYER TECHNOLOGY AND SUPER-FAST RESPONSIVENESS MAKES SURFING ON AN INFLATABLE BOARD SO EASY.



WAVE 8'8"

BT-20WA

LENGTH	WIDTH	THICKNESS	VOLUME
8'8" / 265cm	30" / 75cm	4" / 10cm	165L
NET WEIGHT	MAX. PAYLOAD	MAX. AIR PRESSURE	
16.3 lbs / 7.4 kg	209 lbs / 95 kg	18 psi	

UPGRADED PACKAGE INCLUDES



Heavy-duty zip backpack neatly packing all accessories for great portability



Upgraded with a shock-proof gauge for durability



6mm thick surf leash provide less drag and ease of catching waves, perfect for mellow waves



Zip Backpack



Double Action Pump
LIQUID AIR V1



Slide-in Center Fin



Surf Leash

The 8'8" WAVE with a rounded and wide nose helps to easily get the board through waves for any level of rider.

The narrow tail with a removable fin gives super-fast responsiveness with extra hold for tight turns. Produced in Double Layer Technology with 1000D extra rail-band reinforcement, the WAVE can be inflated up to 18psi which provides incredible stiffness and reactivity. The deep diamond grooved deck pad offers comfort and grip and a diamond cut kick pad provides greater grip and stability. Now you can catch a wave whenever you want.



DOUBLE LAYER TECHNOLOGY



NON-SLIP EVA FOOTPAD



TAIL KICK PAD

INFLATABLE WINDSURF ADVENTURE

WINDSURF


Our WindSUP collection is designed to be as practical as possible for all the levels of users. No matter you are windsurfing or stand up paddling, the 'clip and go' system makes it so easy to switch the different types of experience what the wind and water can offer you.



BLADE
10'6"



SAIL
3m²



SAIL
5m²

WINDSURF

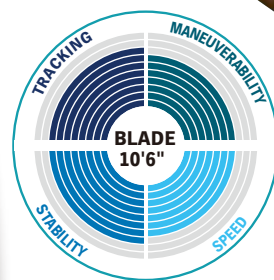
WHY NOT BECOME A WINDSURFER WHEN IT GETS WINDY?

THE NEW BLADE WINDSURF SUP BOARD PERFORMS PERFECT AT BOTH STAND UP PADDLING AND WINDSURFING.

IT'S LIGHT, COMPACT AND STRONG, CAN BE USED BY ANY LEVEL OF RIDERS WHO WOULD LIKE TO HOLD THE WINDS IN ARMS.

KEY FEATURES

- Double Layer Technology for 25% reduction in weight and higher stiffness
- Integrated cargo D-rings with easy-adjustable bungee cord to attach luggage
- Universal joint base design for multiple sail choice
- 3 Heavy-duty neoprene carry handles for easy transport
- Deep diamond-cut crocodile skin EVA footpad for ultimate grip and less risk of slipping off when wearing footwear
- 1000 Denier extra rail-band reinforcement
- Aqua Marina double action pump for fast & easy inflation



BLADE 10'6"

BT-20BL

LENGTH	WIDTH	THICKNESS	VOLUME
10'6" / 320cm	33" / 84cm	4.7" / 12cm	280L
NET WEIGHT	MAX. PAYLOAD	MAX. AIR PRESSURE	
23.8 lbs / 10.8 kg	264 lbs / 120 kg	18 psi	

UPGRADED PACKAGE INCLUDES



Heavy-duty zip backpack neatly packing all accessories for great portability



Upgraded with a shock-proof gauge for durability



Zip Backpack



Double Action Pump
LIQUID AIR V1



Dagger Fin

Slide-in
Center Fin



Safety Leash



RIG PACK (Optional)

MODEL
SAIL

LUFF
BOOM
MAST
OTHER RIG COMPONENTS

3.0m² Sail

BT-20BL-3S
3.0m² Dacron sail with PET window is light, strong and UV resistant
9'10" (300cm)
4'4" (132cm). Boom with outhaul rope
9'10" (300cm). 2-piece mast composite RDM
Up-haul, mast extension, universal joint, neat zippered storage bag holds mast / boom / base / sail in one compact, easy-to-transport design

5.0m² Sail

BT-20BL-5S
5.0m² Dacron sail with PET window is light, strong and UV resistant
13'5" (410cm)
5'7"-6'15" (170-220cm). Boom with outhaul rope
13'2" (400cm). 4-piece mast composite RDM.
Up-haul, mast extension, universal joint, neat zippered storage bag holds mast / boom / base / sail in one compact, easy-to-transport design

EXPLORE TOGETHER

MULTI-PERSON

Whether you want to compete in events, train with your team, or just paddle with friends and family, the Multi-person SUP range is one you should never miss. The new SUPER TRIP tandem is a good choice for you to share the joy of paddling with the ones you love. The four-person Airship RACE is the perfect board mixing team spirit and intensity of the SUP racing.



SUPER TRIP
12'2"

SUPER TRIP
TANDEM
14'0"

MEGA
18'1"

AIRSHIP RACE
22'0"



SUPER TRIP

We have re-designed the SUPER TRIP series. These models enable you to share the experience of stand up paddling with a loved one, kid, pet or your best friend.

The new SUPER TRIP series is in two lengths of 12'2" and 14'0", each in width of 32" and 34", which gives great stability while the long parallel outlines make them quite fast. There is a huge amount of space in the SUPER TRIP TANDEM board, so riders can carry enough belongings for a long-distance exploration. The brand-new double layered TANDEM model is supplied with two valves and two pumps which enable both riders to have some warm up before getting on the water.



DECK FOOTPAD

Full deck of dot grooving EVA footpad for ultimate comfort



BUNGEE SYSTEM

Equipped with adjustable bungee cord stopper to easily tighten luggage



CARRY HANDLE

Multiple solid neoprene carry handles for easy transport



PARTITION DESIGN

TANDEM featuring a second cargo net in the center, removable for a third paddler

UPGRADED PACKAGE INCLUDES



Heavy-duty zip backpack neatly packing all accessories for great portability



Upgraded with a shock-proof gauge for durability



Zip Backpack



Double Action Pump
LIQUID AIR V1
(Super Trip x 1)
(Super Trip Tandem x 2)



Slide-in
Center Fin
(Super Trip x 1)
(Super Trip Tandem x 2)



SUPER TRIP TANDEM



SUPER TRIP 12'2"

BT-21ST01

LENGTH	WIDTH	THICKNESS	VOLUME
12'2" / 370cm	32" / 82cm	6" / 15cm	400L
NET WEIGHT	MAX. PAYLOAD	MAX. AIR PRESSURE	
24.9 lbs / 11.3 kg	462 lbs / 210 kg	15 psi	



SUPER TRIP TANDEM 14'0"

BT-20ST02

LENGTH	WIDTH	THICKNESS	VOLUME
14'0" / 427cm	34" / 86cm	6" / 15cm	500L
NET WEIGHT	MAX. PAYLOAD	MAX. AIR PRESSURE	
34 lbs / 15.4 kg	507 lbs / 230 kg	18 psi	

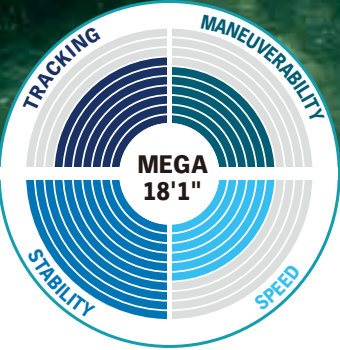


MEGA

THIS IS WHAT YOU NEED WHEN YOU WANT TO HAVE LOADS OF FUN WITH YOUR FRIENDS ON A STANDUP PADDLE BOARD.

YOU CAN PADDLE WITH UP TO 7 FRIENDS ON THIS GIANT BOARD WHICH HAS BEEN TESTED IN THE TOUGHEST CIRCUMSTANCE.

THE MEGA PADDLE BOARD CAN BE USED FOR A SUPER FUN SURF, OR ON FLAT WATER AND RIVER TOURS.



KEY FEATURES

- Stiff and stable in all water conditions
- Newly designed nose rocker for better maneuverability
- Integrated cargo D-rings with easy-adjustable bungee cord to attach luggage
- 13 heavy-duty neoprene carry handles for easy transport and holding on
- Could be easily rolled up and stored in the specially designed extra-large bag
- 2 air valves and pumps for fast inflation and deflation
- 5 big detachable fins



MEGA 18'1"

BT-20ME

LENGTH	WIDTH	THICKNESS	VOLUME
18'1" / 550cm	60" / 152cm	8" / 20cm	1400L
NET WEIGHT	MAX. PAYLOAD	MAX. AIR PRESSURE	
60.6 lbs / 27.5 kg	1433 lbs / 650 kg	8 psi	




PACKAGE INCLUDES

UPGRADED

Upgraded with a shock-proof gauge for durability



Carry Bag Double Action Pump LIQUID AIR V1 Slide-in Center Fin x 5



AIRSHIP RACE

THIS IS A TRUE RACE BOARD MIXING EXTREME SPEED WITH THE TEAM SPIRITS. THE STREAMLINED NARROW RACE OUTLINE ALLOWS RIDERS TO PADDLE VERY STRAIGHT IN THE WATER FOR GREAT TRACKING AND INCREDIBLE ACCELERATION.

THE CURVED NOSE ROCKER AND HIGH SIDES MAKE THE 22-FOOT-LONG BOARD RISE OUT OF WATER AND EASILY GET THROUGH THE WAVES.

THE AIRSHIP RACE COMES WITH EIGHT LATERAL NEOPRENE CARRY HANDLES FOR EASY TRANSPORTATION AND A QUICKER START IN THE COMPETITION.

IT'S A PERFECT SPEED MACHINE FOR CLUBS TO CREATE TEAM BUILDING, CORPORATE EVENTS OR PARTIES TO GET MORE PEOPLE ON THE WATER.



PACKAGE INCLUDES

UPGRADED



Heavy-duty zip backpack neatly packing all accessories for great portability



Upgraded with a shock-proof gauge for durability



Zip Backpack



Double Action Pump
LIQUID AIR V1

x 2



Racing Fin

KEY FEATURES

- Streamlined outline for clean and fast waterline and efficient strokes
- 1000 Denier extra rail-band reinforcement
- Lightweight Double Layer Technology: 20%-25% of weight reduction combined with 25%-30% higher stiffness
- Full deck and base quality printing and rail design for superior optics
- Integrated cargo D-rings with easy-adjustable bungee cord to attach luggage
- Removable slide-in Racing Fin
- 8 heavy-duty neoprene carry handles for easy transportation
- Full deck of crocodile grooving footpad for ultimate comfort
- 2 air valves and pumps for fast inflation and deflation



AIRSHIP RACE 22'0"

BT-20AS

LENGTH	WIDTH	THICKNESS	VOLUME
22'0" / 670cm	34" / 87cm	8" / 20cm	1000L
NET WEIGHT	MAX. PAYLOAD	MAX. AIR PRESSURE	
52 lbs / 23.6 kg	1014 lbs / 460 kg	18 psi	





EXPERIENCE THE TRANQUILITY

FITNESS

DHYANA / YOGA DOCK / PEACE

Challenge yourself by putting your workout on the water with our DHYANA yoga board. With an extreme generous size of 11'0" x 36", DHYANA is the most stable and comfortable yoga board you can get. 36" width is ideal for beginners and those wanting to stay dry and comfortable with space to practice all poses.

Bring your next yoga class to the water and experience the tranquility of the nature surrounding. The yoga platform can dock up to 8 boards for yoga lessons.

With its compact dimension, our PEACE Aqua Mat completes the fitness program on all water areas even in small pools. It comes with 5 handles and 8 D-rings so you can connect them together in so many ways and make the workout more effective.

DHYANA/ YOGA DOCK

THE DHYANA PROVIDES EVERYTHING YOU NEED TO DE-STRESS AND ENJOY THE PEACE AND TRANQUILITY OF PADDLE BOARD YOGA. JUST TAKE YOUR PRACTICE TO THE WATER WITH THIS NEW MOVING PLATFORM FOR AN INTENSE AND EXCITING WAY OF BALANCE TRAINING.

Designed specifically with yoga in mind, it has greater thickness and a wide, stable deck that is complemented with a full EVA deck to create the perfect yoga platform. The optimized outline offers great all-around paddling fun with smooth glide and great stability even for the first-timers. Once you've finished your yoga session, it's also a fantastic stand up paddle board that glides effortlessly across the water. So why not bring your next yoga class to the water?

Aqua Marina SUP YOGA DOCK takes up to eight boards and the Yogi teaching from the dock.


INFLATABLE STAND UP PADDLE



PEACE

THIS IS THE MOST AMAZING WORKOUT PLATFORM FOR ANY BALANCE TRAINING ON WATER. WITH THE IMMENSE STABILITY AND FINELY TUNED SIZE AT 8'2" x 35", IT'S A PERFECT FLOATING MAT SOLUTION FOR POOLS AND CALM WATER.

The new PEACE aqua mat is the ultimate balancing platform for a full body workout to increase strength, core stability, improved proprioception and coordination. Featuring the rectangular shape with the incredible volume of 340L and the dimension of 8'2" x 35", the PEACE is the board to keep you up and dry during your practice but takes up minimal space.



KEY FEATURES

- All-around style and shape for good glide
- Great for all skill levels and water conditions
- Extra-large dimensions for an uninterrupted workout
- Lightweight Drop Stitch Technology
- Removable slide-in Center Fin
- Full deck of crocodile grooving footpad for ultimate comfort
- 3-piece adjustable aluminum paddle
- Aqua Marina double action pump for fast & easy inflation and deflation



DHYANA 11'0"
BT-21DHP

LENGTH	WIDTH	THICKNESS	VOLUME
11'0" / 336cm	36" / 91cm	6" / 15cm	360L
NET WEIGHT	MAX. PAYLOAD	MAX. AIR PRESSURE	
22 lbs / 10 kg	352 lbs / 160 kg	15 psi	

YOGA DOCK 9'6"
BT-19YD

INNER DIAMETER	OUTER DIAMETER	THICKNESS	VOLUME
9'6" / 290cm	67" / 170cm	4.7" / 12cm	470L
NET WEIGHT	MAX. PAYLOAD	MAX. AIR PRESSURE	
32 lbs / 14.5 kg	485 lbs / 220 kg	15 psi	

PACKAGE INCLUDES

DHYANA



YOGA DOCK



KEY FEATURES

- Extra generous width to stand on
- Perfectly fitted for pools with the compact size
- Full deck of the very soft EVA footpad with crocodile grooving
- Drop-stitch DWF material for great rigidity
- 5 heavy-duty neoprene handles
- 2 added D-rings on rail band and new yoga board strap design for easy transport of both inflated and deflated board
- Aqua Marina double action pump for fast & easy inflation

PEACE 8'2"
BT-20PC

LENGTH	WIDTH	THICKNESS	VOLUME
8'2" / 250cm	35" / 90cm	6" / 15cm	340L
NET WEIGHT	MAX. PAYLOAD	MAX. AIR PRESSURE	
20.1 lbs / 9.1 kg	330 lbs / 150 kg	15 psi	

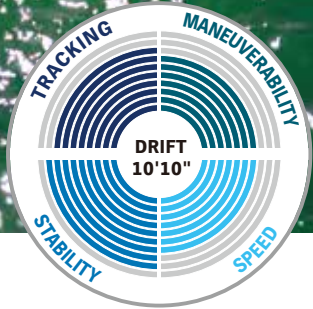
PACKAGE INCLUDES



FISHING

THE SUPER TOUGH AND DURABLE DROP STITCH CORE MATERIAL MAKES A STRESS-FREE TRIP FOR YOUR FAVORITE FISHING HOLE OR TREK DOWN A LAZY RIVER.

WITH THE BEST FISHING COMPANION - DRIFT FISHING COOLER (OPTIONAL ACCESSORY), THE DRIFT JUST OFFERS EVERYTHING YOU NEED FOR AN IDEAL PADDLING AND FISHING EXPERIENCE.



DRIFT 10'10" BT-20DRP

LENGTH	WIDTH	THICKNESS
10'10" / 330cm	38" / 97cm	6" / 15cm
VOLUME	NET WEIGHT	MAX. PAYLOAD
284L	24.5 lbs / 11.1 kg	286 lbs / 130 kg
MAX. AIR PRESSURE		
15 psi (board) / 3 psi (side air chambers)		

PACKAGE INCLUDES



The Drift's double sided rail design outline offers maximum stability for an ideal paddling and fishing experience.

Features include full deck traction pad for comfort, two fishing rod holders, removable fish cooler box with high back support (*OPTIONAL).

The super tough and durable drop stitch core material makes for a stress-free tour for your favorite fishing trip or trek down a lazy river.



Double side-chamber design for maximum stability during fishing experience



2 added D-rings in the center for optional Fishing Cooler connection



Equipped with 2 fishing rod holders



Removable slide-in Center Fin

DRIFT FISHING COOLER (*OPTIONAL)

The Fishing Cooler is equipped with high-back support and a carry handle for portability. Small but mighty.

L: 20"(51cm) W: 11"(28cm) H: 13"(34cm)



KIDS

It's not just adults that love stand up paddling, which is why we refreshed very special KIDS SUP board for the younger paddler. Whether you're just looking to get out for some fun on the water or going to have a little surfing, the VIBRANT is the perfect choice to start with. Our KIDS board is built to the same rigorous standard and adopts the same innovative technology as their larger counterparts, but as they're shorter, narrower and have lower volume, they're far easier for young riders to maneuver, both in and out of water.



KEY FEATURES

- Super lightweight and value minded Drop Stitch Technology with quality materials
- Removable slide-in Center Fin
- Integrated easy-adjustable bungee cord supplied for storage on deck
- Specially designed lightweight paddle for junior riders
- Aqua Marina double action pump for fast & easy inflation



VIBRANT 8'0"

BT-19VIP

LENGTH	WIDTH	THICKNESS
8'0" / 244cm	28" / 71cm	4" / 10cm
VOLUME	NET WEIGHT	MAX. PAYLOAD
140L	12.6 lbs / 5.7 kg	132 lbs / 60 kg
MAX. AIR PRESSURE		
15 psi		

PACKAGE INCLUDES



Zip Backpack Double Action Pump LIQUID AIR V1 ACE Youth Paddle Slide-in Center Fin

NUTS

DON'T MISS OUT OUR BUDGET-ORIENTED BOARD, NUTS THIS YEAR FOR ITS EXTRAORDINARY DURABILITY AS AN ALL-AROUND BOARD!

This is the perfect all-around board for first-time paddlers who want less fuss and more enjoyable water fun anywhere with their family, friends or pets. The 32" width makes the NUTS extremely stable, and the good compromise of width-length ratio makes it combine fast gliding and easy maneuverability. Constructed of Aqua Marina's Double Layer Technology, NUTS blends excellent rigidity and cruising safety.

KEY FEATURES

- Double Layer Technology: 20%-25% of weight reduction combined with 25%-30% higher stiffness
- Integrated cargo D-rings with easy-adjustable bungee cord to attach luggage
- High-quality stainless towing eyelets on both sides of the board
- Two added D-rings for seat (*optional) connection
- Comfortable heavy-duty neoprene carry handle
- Deep diamond-cut crocodile skin EVA footpad for ultimate grip and less risk of slipping off when wearing footwear
- Removable slide-in center fin specially designed for rental boards

NUTS 10'6"

AM-20NU

LENGTH	WIDTH	THICKNESS
10'6" / 320cm	32" / 81cm	6" / 15cm
VOLUME	NET WEIGHT	MAX. PAYLOAD
300L	20.1 lbs / 9.1 kg	308 lbs / 140 kg
MAX. AIR PRESSURE		
18 psi		

PACKAGE INCLUDES



Slide-in Center Fin



QUICKFINDER

INFLATABLE BOARDS



	BREEZE	VAPOR	FUSION	MONSTER	CORAL	BEAST	MAGMA	ATLAS	HYPER	RACE			RAPID	WAVE	BLADE	SUPER TRIP SUPER TRIP TANDEM	MEGA	AIRSHIP RACE	DHYANA YOGA DOCK PEACE	DRIFT	VIBRANT	NUTS
MODEL	BT-21BRP	BT-21VAP	BT-21FUP	BT-21MOP	BT-21COP	BT-21BEP	BT-21MAP	BT-21ATP	BT-21HY01 BT-21HY02	BT-21RA01 BT-21RA02			BT-20RP	BT-20WA	BT-20BL	BT-21ST01 BT-20ST02	BT-20ME	BT-20AS	BT-21DHP BT-19YD BT-20PC	BT-20DRP	BT-19VIP	AM-20NU
SIZES IN / CM	9'10"x30"x 4.7" 300x76x12	10'4"x31"x6" 315x79x15	10'10"x32"x6" 330x81x15	12'0"x33"x6" 366x84x15	10'2"x31"x 4.7" 310x78x12	10'6"x32"x6" 320x81x15	11'2"x33"x6" 340x84x15	12'0"x34"x6" 366x86x15	11'6"x31"x6" 350x79x15 12'6"x32"x6" 381x81x15	12'6"x27"x6" 381x69x15 14'0"x27"x6" 427x69x15			9'6"x33"x6" 289x84x15	8'8"x30"x4" 265x75x10	10'6"x33"x4.7" 320x84x12	12'2"x32"x6" 370x82x15 14'0"x34"x6" 427x86x15	18'1"x60"x8" 550x152x20	22'0"x34"x8" 670x87x20	11'0"x36"x6" / 336x91x15 9'6"x67"x4.7" / 290x170x12 8'2"x35"x6" / 250x90x15	10'10"x38"x6" 330x97x15	8'0"x28"x4" 244x71x10	10'6"x32"x6" 320x81x15
CATEGORY	ALL-AROUND				ALL-AROUND ADVANCED				TOURING	RACING			RIVER	SURF	WINDSURF	MULTI - PERSON			FITNESS	FISHING	KID ISUP	COMMERCIAL
IDEAL CONDITIONS	All-Around/ Small Wave				All-Around/ Small Wave		All-Around		Lakes, canals, calm river and calm open ocean	Flatwater to downwind open ocean			Rivers, streams, shallow waters	Waves	Flatwater with light winds	Flatwater	Flatwater	Flat water to downwind open ocean	Flatwater & pools	Flatwater	Flatwater & small waves	All-Around/ Small Wave
CHARACTER	All level riders with a desire for mobility, from beginner to experienced, from flatwater lakes to SUP in the city - this is the most valuable package to become a SUPer				All level riders with a desire for mobility, from beginner to experienced, from flatwater lakes to SUP in the city all the way to small waves		All level riders with a desire for mobility, from beginner to experienced, from flatwater lakes to SUP in the city - a perfect choice for heavy weight users or paddling with luggage		All level Touring and exploring enthusiasts, as well as SUPer with a demand for mobility and good straight line performance.	Intermediate to experienced rider focusing on paddling speed, training and long distance with a demand for mobility and good straight line performance.			River SUP enthusiasts seeking for wild waters of streams & foaming rivers.	Surfing beginners looking for the perfect way into the sport	Windsurfing beginners looking for the perfect way into the sport	Families or explorers who like to share the experience.	Big fun for family and friends Great volume for great load	Intermediate to experienced team racing enthusiasts focusing on paddling speed, team training and long distance with a demand for good straight line performance	Yoga, Pilates and fitness fans with a desire to be out in the nature, enjoying the peace and tranquility of paddle board fitness.	Fishing enthusiasts with a desire to explore the wild nature in different angles, taking their fishing skills to the next level.	Lighter SUPer up to 60kg / 132lbs that want a SUP of their own.	All level riders
VOLUME	220L	310L	320L	380L	230L	300L	330L	390L	330L 370L	320L 360L			300L	165L	280L	400L 500L	1400L	1000L	360L 470L 340L	284L	140L	300L
NET WEIGHT	17.4 lbs / 7.9 kg	18.7 lbs / 8.5 kg	19.0 lbs / 8.6 kg	22.3 lbs / 10.1 kg	19.0 lbs / 8.6 kg	19.2 lbs / 8.7 kg	20.9 lbs / 9.5 kg	24.0 lbs / 10.9 kg	24.3 lbs / 11 kg 26.5 lbs / 12 kg	22.5 lbs / 10.2 kg 26.5 lbs / 12 kg			22 lbs / 10 kg	16.3 lbs / 7.4 kg	23.8 lbs / 10.8 kg	24.9 lbs / 11.3 kg 34 lbs / 15.4 kg	60.6 lbs / 27.5 kg	52 lbs / 23.6 kg	22 lbs / 10 kg 32 lbs / 14.5 kg 20.1 lbs / 9.1 kg	24.5 lbs / 11.1 kg	12.6 lbs / 5.7 kg	20.1 lbs / 9.1 kg
MAX.PAYLOAD	220 lbs / 100 kg	308 lbs / 140 kg	330 lbs / 150 kg	374 lbs / 170 kg	231 lbs / 105 kg	308 lbs / 140 kg	330 lbs / 150 kg	396 lbs / 180 kg	330 lbs / 150 kg 374 lbs / 170 kg	330 lbs / 150 kg 352 lbs / 160 kg			286 lbs / 130 kg	209 lbs / 95 kg	264 lbs / 120 kg	462 lbs / 210 kg 507 lbs / 230 kg	1433 lbs / 650 kg	1014 lbs / 460 kg	352 lbs / 160kg 485 lbs / 220kg 330 lbs / 150kg	286 lbs / 130 kg	132 lbs / 60 kg	308 lbs / 140 kg
FIN SYSTEM	1 center fin				1 center fin				1 racing fin	1 racing fin			1 river fin + 4 fixed fins	1 center fin	1 center fin + 1 dagger fin	1 center fin 2 center fins	5 center fins	1 racing fin	1 center fin / /	1 center fin	1 center fin	1 center fin
MAX.AIR PRESSURE	15 psi				15 psi				15 psi / 10 psi (Center chamber)	18 psi			18 psi	18 psi	18 psi	15 psi 18 psi	8 psi	18 psi	15 psi	15 psi (board) / 3 psi (side air chambers)	15 psi	18 psi
TECHNOLOGY	DROP STITCH LIGHT TECHNOLOGY				DROP STITCH LIGHT TECHNOLOGY				DOUBLE CHAMBER	DOUBLE LAYER QUADRUPLE STRINGER			DOUBLE LAYER			DROP STITCH LIGHT DOUBLE LAYER	DROP STITCH LIGHT	DOUBLE LAYER	DROP STITCH LIGHT TECHNOLOGY			DOUBLE LAYER
PACKAGE INCLUDES	ZIP Backpack / LIQUID AIR V1 Pump / Safety Leash / SPORTS III Paddle				ZIP Backpack / LIQUID AIR V2 Pump / Safety Leash / SPORTS III Paddle / Board Strap (CORAL)				ZIP Backpack / LIQUID AIR V2 Pump / Coil Leash				ZIP Backpack / LIQUID AIR V1 Pump /			ZIP Backpack / LIQUID AIR V1 Pump (BT-21ST01 x 1, BT-20ST02 x 2)	LIQUID AIR V1 Pump x 2		ZIP Backpack (Carry Bag for YOGA DOCK) / LIQUID AIR V1 Pump			/
													River Leash	Surf Leash	Safety Leash		Carry Bag	ZIP Backpack	Dhyana: SPORTS III Paddle / Paddle Holder Connection Strap x 3 / Safety Leash Yoga Board Strap (Dhyana/Peace)	SPORTS III Paddle Paddle Holder Safety Leash Fishing Rod Holder x 2	Youth Paddle Safety Leash	

PADDLE COLLECTION 2021



CARBON X

With the most favored top-end system for the paddle shaft and the newly developed paddle blade, our latest CARBON X is unprecedentedly light, stiff and stable. It is designed to easily generate speed and power during cruising and racing, also perfect for surfing to generate top turns and bottom turns.



ANTI-TWIST DESIGN

The anti-twist groove in the top-end of the shaft allows easy length adjustment without lining up.

T-HANDLE TECHNOLOGY



STANDARD HANDLE

Material: Reinforced Nylon
Anti-slip surface



RUBBER HANDLE

Material: Heavy-duty Rubber
Ergonomic design, anti-slip surface



CARBON HANDLE

Material: 3K Carbon
Ergonomic and ultra-light, suitable for racing

ACE

B0302767



ACE

Aluminum Paddle for Kids

SHAFT: 1mm thick aluminum.
Diam: 1.06"(27mm).
BLADE: Reinforced PP.
LxW: 14.2"x6.3"(36 x 16cm).
HANDLE: Standard T-bar handle.
LENGTH: 51.2"-65"
(130-165cm), 3PCS adjustable.
WEIGHT: 540g (19oz)

SPORTS III

B0303012



SPORTS III

Aluminum iSUP Paddle

SHAFT: 1.2mm thick aluminum.
Diam: 1.14"(29mm).
BLADE: 70% PP + 30% fiberglass.
L x W: 15.7"x 7.9" (40 x 20cm).
HANDLE: Standard T-bar handle.
LENGTH: 68.9"-86.6"
(175-220cm), 3PCS adjustable.
WEIGHT: 1100g (38.8oz)

SOLID

B0303013



SOLID

Fiberglass iSUP Paddle

SHAFT: 1.25mm thick 100% fiberglass.
Diam: 1.13" (28.7mm).
BLADE: 60% PP + 40% fiberglass.
L x W: 15.7"x 8.7" (40 x 22cm).
HANDLE: Rubber T-bar handle.
LENGTH: 70.9"-86.6"
(180-220cm), 3PCS adjustable.
WEIGHT: 950g (33.5oz)

CARBON GUIDE

B0303014



CARBON GUIDE

Carbon/Fiberglass iSUP Paddle

SHAFT: 1.25mm thick 70% carbon + 30% fiberglass.
Diam: 1.13" (28.7mm).
BLADE: 60% PP + 40% fiberglass.
L x W: 15.7"x 8.7" (40 x 22cm).
HANDLE: Rubber T-bar handle.
LENGTH: 70.9"-86.6"
(180-220cm), 3PCS adjustable.
WEIGHT: 950g (33.5oz)

CARBON PRO

B0303015



CARBON PRO

Carbon iSUP Paddle

SHAFT: 1.25mm thick 70% carbon + 30% fiberglass.
Diam: 1.13" (28.7mm).
BLADE: 100% carbon.
L x W: 15.7"x 7.5" (40 x 19cm).
HANDLE: Carbon T-bar handle.
LENGTH: 70.9"-86.6"
(180-220cm), 3PCS adjustable.
WEIGHT: 750g (26.5oz)

CARBON X

B0303016



CARBON X

Carbon iSUP Paddle

SHAFT: 1.25mm thick 100% carbon.
Diam: 1.13" (28.7mm).
BLADE: 100% carbon.
L x W: 15.7" x 7.5" (40 x 19cm).
HANDLE: Carbon T-bar handle with Anti-twist System.
LENGTH: 70.9"-86.6"
(180-220cm), 2PCS adjustable.
WEIGHT: 650g (22.9oz)

ISUP ACCESSORIES

2021



LIQUID AIR V1 DOUBLE ACTION HIGH PRESSURE HAND PUMP

B0303019

- Capacity 2.2+2.2L, max. pressure 20psi.
- Ergonomic design for handle and pedal.
- Switch tap for single-to-double action.
- Shockproof gauge.



NEW

LIQUID AIR V2 DOUBLE ACTION HIGH PRESSURE HAND PUMP

B0303021

- Capacity 2.6+2.6L, max. pressure 20psi.
- Super-ergonomic design for handle and pedal.
- Rotating switch for single-to-double action.
- High-airflow piston for an easier inflation.
- Shockproof gauge.



NEW

LIQUID AIR V3 TRIPLE ACTION HIGH PRESSURE HAND PUMP

B0303022

- Capacity 3.2+3.2L, max. pressure 30psi.
- Switch knob to change comfortably from triple to double or single action.
- Seals and anti-sand filter for long life of pump.
- Shockproof gauge.



Upgraded

PADDLE BOARD COIL LEASH 10'/7MM

B0303023

- 10'/7mm flat water coil leash.
- Heavy duty material.
- Double stainless steel swivels.



NEW

PADDLE BOARD SURF LEASH 9'/6MM

B0303024

- 9'/6mm mellow wave surf leash.
- Heavy duty material.
- Double stainless steel swivels.



NEW

PADDLE BOARD RIVER LEASH 9'/7MM

B0303025

- 9'/7mm white water river leash.
- Heavy duty material.
- Double stainless steel swivels.
- Quick-release mechanism.



PADDLE BOARD SAFETY LEASH

B0302765

- 8'/5mm flat water safety leash.
- Heavy duty material.



SLIDE-IN CENTER FIN

B0302814

- 8.7" x 7.1" (22 x 18cm).
- Reinforced nylon. Slide-in installation.



SLIDE-IN RACING FIN

B0302832

- 9.5" x 7.1" (24.5 x 18 cm)
- Fiberglass reinforced nylon. Slide-in installation.
- Specially designed for Racing and Touring iSUP.



SLIDE-IN RIVER FIN

B0302952

- 11" x 4" (26.8 x 11.4cm).
- Premium TPU material. Slide-in installation.
- Specially designed for shallow water.



11" DAGGER FIN

B0302815

- 11" x 7" (28 x 18CM).
- 50% DuPont Minlon® PA66 / 50% nylon. Super reinforced nylon resin material. Removable construction.



REMOVABLE SEAT

B0302964

- Removable seat to apply on SUP
- Polyester material and EVA pad
- Compatible with Breeze, Vapor, Fusion, Monster, Coral, Beast, Magma, Atlas, Hyper, Nuts, Super Trip Tandem.



LITE ACTION CAMERA ADAPTOR

B0302817

- Catch every moment by your action camera with this lite adaptor.
- Delivered with bolt
- Bolt material: PC+Stainless Steel



PADDLE BAG (FOR 3-PIECE PADDLE)

B0302774

- With shoulder strap for easy transport protects your paddle



2-IN-1 FISHING COOLER

B0302943

- 20" x 11" x 13" (51x28x34 cm). 22L.
- Outer case: Food-grade PP. Insulation: PU foam.
- High-back seat and easy carry handle.
- Storage time of 8 hours. Carry strap included.
- White color. Compatible with DRIFT.



12V ELECTRIC PUMP

B0302944

- 12V DC electric pump up to 20psi, 110W.
- Inflates iSUP boards, kayaks, boats and air platforms.
- LCD screen.
- Cigarette lighter or battery attachable.
- Inflate: 1psi/min. Deflate: 4psi/min.



12V ELECTRIC PUMP

B0303091

- 12V DC electric pump up to 16psi, 110W.
- Inflates iSUP boards, kayaks, boats and air platforms.
- LCD screen.
- Cigarette lighter or battery attachable.
- Inflate: 70L/min.



US FINBOX ADAPTOR

B0302517


- With this adaptor, the BLUEDRIVE power fin now can be applied to all SUP boards with US Finbox.
- Dimensions: 8.3" x 2" x 1.8" (21.2 x 5.2 x 4.5 cm)
- Material: PA66 + 30% GF.



PADDLE HOLDER

B0302961

- This flexible Neoprene SUP paddle holder is the perfect solution to SUP on board activity.
- Dimensions: 6" x 4" (15 x 10cm).
- Neoprene 3mm fabric with Velcro strap closure.



AM INFLATABLE SUP VALVE ADAPTOR

B0302515

- Use your compressor or tire pump to easily reach suggested PSI within 5-10min
- Dimensions: 1.3" x 3" (3.18 x 7.57 cm)
- Connector: PA66 + 30% GF. Valve nozzle : Copper + Rubber

ISUP ACCESSORIES

2021



PREMIUM ZIP BACKPACK

- XS:** B0303028 (79 x 41 x 28cm)
(RACE)
- S:** B0303029 (86 x 43 x 21cm)
(VIBRANT/ BREEZE/ VAPOR/ CORAL/ WAVE)
- M:** B0303030 (91 x 43 x 24cm)
(FUSION/ BEAST/ SUPER TRIP)
- L:** B0303031 (94 x 46 x 27cm)
(MONSTER/ MAGMA/ ATLAS/ HYPER/ BLADE)
- Ergonomically shaped. Padded shoulder straps.
 - Perfect when walking on long distances with board, paddle, pump and all the essential accessories.
 - With a pocket inside to store fins, manuals and repair kits.

PREMIUM ZIP BACKPACK

- XL:** B0303032 (104 x 43 x 29cm)
(RAPID/ DHYANA/ PEACE/ SUPER TRIP TANDEM/ AIRSHIP RACE/ DRIFT/ CASCADE)
- Ergonomically shaped. Padded shoulder straps.
 - Perfect when walking on long distances with board, paddle, pump and all the essential accessories.
 - With a pocket inside to store fins, manuals and repair kits.
 - Added Velcro loops and pocket to secure pump and paddle.



ADVANCED LUGGAGE BAG WITH ROLLING WHEEL 90L



90L
B0302965

- Wheely-Backpack with easy entry zipper, padded straps, belts & accessory compartments for effortless packing and transportation.
- Measurements: 2'11" x 1'4" x 10" (90 x 40 x 25 cm)
 - Padded shoulder straps
 - Inner /outer storage pockets
 - Extra belts on shoulders and hip

DRY BAG WITH HANDLE

Color
Red
Dark Blue
Light Blue



90L
B0303038

40L
B0303037

20L
B0303036

- 90L: 17.7" x 49.2"H (45 x 125cmH)
- 40L: 11" x 27.6"H (28 x 70cmH)
- 20L: 9.4" x 23.6"H (24 x 60cmH)
- Extra light reinforced PVC fabric
- Waterproof, folding lock system
- Two shoulder straps included
- Rubber carry handle design
- Added D-rings designed to attach the MINI 2L dry bag
- Red / Dark Blue / Light Blue randomly mixed colors in carton



DUFFLE BAG 50L - IPX6

Color
Red
Dark Blue
Light Blue



50L
B0303039

- 20.5" x 13.8"H (52 x 35cmH)
- Extra light reinforced PVC fabric
- Waterproof grade of IPX6
- Crossbody shoulder strap included
- Carry handle on the side
- Multiple strap buckles to attach towels
- Small pocket inside to store personal supplies
- Red / Dark Blue / Light Blue randomly mixed colors in carton

DRY BAG

Color
Red
Dark Blue
Light Blue



10L
B0303035

MINI 2L
B0303034


- 10L: 7.9" x 19.7"H (20 x 50cmH)
- MINI 2L: 4.7" x 11"H (12 x 28cmH)
- Extra light reinforced PVC fabric
- Waterproof, folding lock system
- One shoulder strap included for the 10L dry bag
- One heavy-duty buckle included for the MINI 2L dry bag
- Red / Dark Blue / Light Blue randomly mixed colors in carton





BLUEDRIVE S


THE NEW ERA OF WATER SPORTS

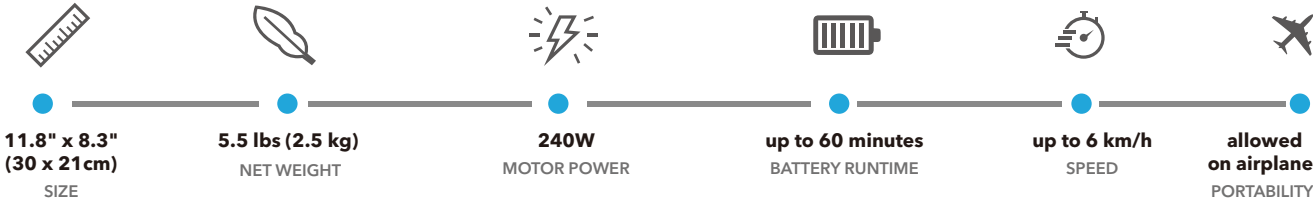
Meet the latest generation of AQUA MARINA electric water propulsion device - BLUEDRIVE S. Explore a new way for remote locations with your paddle boards. The BLUEDRIVE S is an electric motor designed to fit almost all types of watercrafts with a fin box. It helps you to extend trips and save more energy when fighting against wind and current.

 **360° Water Intake**
BLUEDRIVE S jet-engine is equipped with 360° water intake design for best efficiency.

 **Safe Connection**
The power pack is connected to user with a leash for automatic shut-off to prevent runaway if you fall in the water.

 **High Performance**
Replace the fin and extend your board with the new BLUEDRIVE S. Your SUP board or kayak gets an E-power boost of up to 6km/h.

 **Great Portability**
The whole pack of the new BLUEDRIVE S weighs only 5.1kg (Gross Weight) and is allowed on airplanes.



LI-ION BATTERY

THE PORTABLE POWER PACK

Weighing only 2.8lbs (1.25kg), our rechargeable lithium-ion battery is extremely light while highly efficient for great portability.

BLUEDRIVE S POWER FIN	PF-240S
SPEED	4-6 km/h
MOTOR POWER	12V DC, 240W
LI-LION BATTERY PACKAGE	11.1V DC, 8.8Ah
BATTERY CASE	BATTERY BOX (B0302966). Size of 8.3" x 6.1" x 3" (210 x 155 x 75mm). Waterproof, with emergency stop switch.
CHARGER	12.6V DC, 5.0A, 230V/50Hz
RUNTIME	30 minutes for high gear, 60 minutes for low gear
WIRELESS REMOTE CONTROL	3-button remote control with waterproof armband holder
ACCESSORY	Safety coil leash and safety magnetic snap, universal attachment bungee kit, remote control with armband



GET READY FOR THE NEXT ADVENTURE

INFLATABLE
KAYAK AND CANOE

INFLATABLE KAYAK AND CANOE



KAYAK TECHNOLOGY 2021



REINFORCED PVC KAYAK WITH INFLATABLE I-BEAM DECK

Built with high-quality material such as heavy-duty polyester fabric, reinforced hull material specifically engineered to take a beating, the BETTA is an ideal kayak for all-around recreational paddling. Single I-beam floor is made of premium PVC for resistance and rigidity.

1. Boat fabric of durable and heavy-duty reinforced PVC
2. Quality inflatable i-beam structure floor for strength & rigidity
3. 2 side air chambers for stability & safety
4. Comfortable PVC seat



REINFORCED PVC KAYAK WITH DROP-STITCH DECK

STEAM features a premium fabric on the V-shape floor and upsides makes the kayaks extremely durable and sleeker through the water. The kayak deck is constructed of a 2.8" (7cm) tough and durable drop-stitch PVC double wall fabric offering the best flooring solution in inflatable boats.

1. Removable high-tensile and rigid DWF PVC Deck of 7cm thickness. Give better stability and rigidity
2. 2 side horizontal tube design makes the boat stable and safe
3. Boat fabric of durable and premium reinforced PVC
4. Premium high-back seat with spongy cushion

INFLATABLE KAYAK AND CANOE



HEAVY-DUTY PVC KAYAK WITH INFLATABLE I-BEAM DECK

Featuring the ultra-durable polyester hull covers and plenty of space, the LAXO is ideal for both beginners and advanced paddlers to use on rivers and lakes. The floor cover and top hull of side chambers are constructed of extra-strong polyester for great durability and rigidity.

1. Floor cover and top hull of side chambers constructed of durable polyester hull covers for long lasting UV protection
2. Heavy-duty PVC made side and floor air chambers
3. Flat bottom floor for generous space, outstanding tracking ability and great stability
4. Premium high-back seat with spongy cushion



HEAVY-DUTY PVC KAYAK WITH DROP-STITCH DECK

An innovative watercraft that features Aqua Marina's custom-made rigid drop stitched DWF floor and inflatable air chamber with long lasting UV protection hull covers. The MEMBA kayak is especially designed for mid-distance recreational touring and all-around use. The flat rocker and long waterline provide great tracking ability and efficient glide that allow you to go straighter and faster on the water to cover longer distances.

1. Durable polyester hull covers for long lasting UV protection
2. Heavy-duty PVC made side air chambers
3. Ultra stiff drop-stitched double wall fabric made floor for being faster on the water for longer distances
4. Premium high-back seat with spongy cushion



HIGH PRESSURE KAYAK / CANOE

Constructed in high pressure drop-stitch PVC hull from top and down. TOMAHAWK collection is a high performance and super speed kayak/canoe featuring experienced paddlers.

1. Drop-stitch PVC fabric, 7cm thickness
2. Drop-stitch inflatable deck with a 7cm thickness
3. Multiple D-rings on the side tubes allow seat position adjusting
4. Premium high-back seat with spongy cushion



SUP & KAYAK HYBRID

Constructed of double chambers, with the main board chamber coming with 8" (20cm) thickness and the center deck chamber being removable but stiff. Both chambers are made of high pressure drop-stitch PVC material. CASCADE is a multi-functional iSUP and kayak hybrid board, providing 3-in-1 usage and combining versatility, stability and comfort.

1. Main board and hull chamber, made of drop-stitch PVC fabric, 20cm thickness
2. Removable center deck chamber, made of drop-stitch PVC fabric, 7cm thickness
3. Detachable high-back seat with spongy cushion

TO TAKE ADVENTURES ON

INFLATABLE
SUP-KAYAK HYBRID

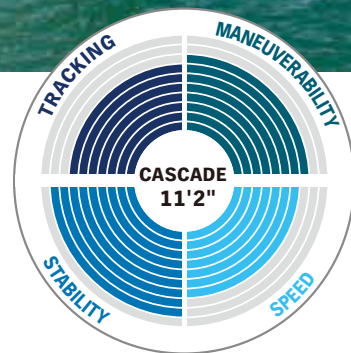


CASCADE

Life is all about discovering the unknown and trying something new. And the 2021 new CASCADE is created just for you to embark on this journey, coming in length of 11'2". This hybrid watercraft takes advantage of both SUP and kayak, being stable, portable and ultra-versatile. It meets the needs of all paddle beginners who want to make their first attempt to embrace the lake, the river and the ocean.



CASCADE
11'2"



With the new CASCADE, adventures in nature will be easy but fascinating, combining kayaking and stand up paddle boarding fun into one. At 35" in width, this SUP kayak hybrid is very stable and the 8" thickness permits maximized volume that caters to family paddlers and those carrying great gear for long-distance adventures.

The unique cockpit design, coming with our signature kayak spray skirt, allows it to be easily switched from a sit-on-top kayak to a sit-inside one for high speed kayaking. The full deck of deep-grooved EVA footpad ensures a non-slip and comfortable experience during stand up paddling.

Constructed of Drop Stitch Light Technology, CASCADE is of great portability whilst being incredibly stiff. This valuable multi-functional kayak comes with a full accessories pack including directional twin fin system, double cargo nets and a premium padded high-back seat.

CASCADE 11'2"

BT-21CAP

LENGTH	WIDTH	THICKNESS	VOLUME
11'2" / 340cm	35" / 89cm	8" / 20cm	470L
WEIGHT	MAX. PAYLOAD	MAX. PASSENGER	
28.7 lbs / 13 kg	485 lbs / 220 kg	1	
AIR CHAMBERS	DRAIN VALVES	WARRANTY	
1+1	1	1-year	



DETAILS



CONSTRUCTION

Double-chamber construction tactically designed for SUP-Kayak switch, creating a standing tray and a cockpit



DECK FOOTPAD

Full-deck diamond grooving crocodile skin EVA pad for a comfortable journey as either an iSUP or a kayak



BUNGEE SYSTEM

Featuring double cargo net and adjustable bungee cord stopper, ideal for carrying all gear and supplies



CARRY HANDLE

Multiple neoprene carry handles allow easy transport



SEAT SYSTEM

Stainless steel D-rings and Velcro design for durable padded seat connection



KAYAK SPRAY SKIRT

Easy-adjustable kayak spray skirt design permits convenient installation



DRAIN VALVE

Integrated superfast self-bailing drain valve design



RUBBER PATCHED VALVE

Upgraded air valve rubber patch providing user-friendly instructions and better airtightness in harsh environments



FIN SYSTEM

Removable slide-in twin fin system for added directional stability

PACKAGE INCLUDES



Zip Backpack



Double Action Pump
LIQUID AIR V1



DUAL-TECH
2-IN-1 Paddle



Kayak Seat



Slide-in Center Fin x 2



Spray Skirt



Safety Leash

TO FEEL SAFE ON

REINFORCED
KAYAK



BETTA	BETTA	STEAM	STEAM
10'3"	13'6"	10'3"	13'6"



REINFORCED KAYAK

BETTA



The Crossover Kayak collection is made out of a reinforced multi-layer PVC material and multiple air chambers.

Designed with safety, stability and performance in mind, these kayaks are the ideal low-maintenance boats for those looking to get on the water in a versatile, easy-to-paddle craft.

Comes in single and double size makes for easy handling while providing extreme fun for family, friends or any recreational use. Easy weekend trips or poking around the lakes and rivers near a cottage are where these boats will excel.



Extended water splash guard bow with rubber carry handle



1+2 or 1+4 superfast self-bailing drain valves

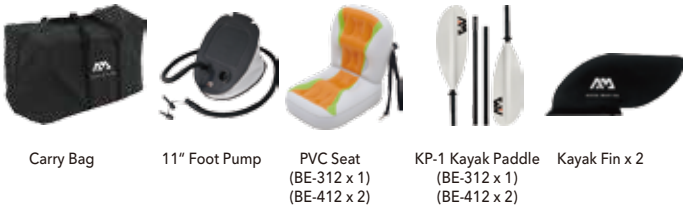


Adjustable footrest design for a comfortable journey



Comfortable high-back inflatable seat. Removable and adjustable

PACKAGE INCLUDES



Carry Bag

11" Foot Pump

PVC Seat
(BE-312 x 1)
(BE-412 x 2)

KP-1 Kayak Paddle
(BE-312 x 1)
(BE-412 x 2)

Kayak Fin x 2

KEY FEATURES

- Super-tough reinforced PVC material for both air chambers and I-beam floor
- Inflatable high-back cushion seat provides great back support and comfort
- Adjustable footrest design for a comfortable journey
- High-performance fin system for excellent tracking ability
- Superfast self-bailing drain system
- Extended water splash guard bow design with rubber carry handle



BETTA 10'3"

BE-312

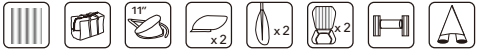
LENGTH	WIDTH	MAX. PASSENGER
10'3" / 312cm	31" / 80cm	1
WEIGHT	MAX. PAYLOAD	AIR CHAMBERS
19.8 lbs / 9 kg	209 lbs / 95 kg	2+1
DRAIN VALVES	WARRANTY	
1+2 self bailing	6-month	



BETTA 13'6"

BE-412

LENGTH	WIDTH	MAX. PASSENGER
13'6" / 412cm	31" / 80cm	2
WEIGHT	MAX. PAYLOAD	AIR CHAMBERS
29.8 lbs / 13.5 kg	341 lbs / 155 kg	2+1
DRAIN VALVES	WARRANTY	
1+4 self bailing	6-month	





REINFORCED KAYAK

STEAM

The STEAM series is one of the best inflatable touring kayaks on the market. The combination of superior hull speed, outstanding durability and tracking capabilities make this kayak best in class.

Both STEAM-312 and STEAM-412 mix Aqua Marina super-tough reinforced PVC material and rigid drop-stitched DWF floor. These ultra-stiff materials in the STEAM's construction make a portable air-kayak so rigid that performs just as good as a traditional hard shell kayak. A perfect choice for long distance adventures and mild river running.



Extended water splash guard bow with hard nose protection and rubber carry handle



Durable high-back seat with comfortable spongy cushion and multiple storage pockets



1+8 or 1+16 superfast self-bailing drain valves that can be left open in whitewater and ocean kayaking conditions



Adjustable footrest design for a comfortable journey

PACKAGE INCLUDES



Carry Bag

16" Hand Pump

Kayak Seat (ST-312 x 1) (ST-412 x 2)

Kayak Fin x 2

KEY FEATURES

- Super-tough reinforced PVC material for both air chambers and cockpit
- Drop-stitch double wall fabric made floor of 7cm thickness
- Premium adjustable kayak seats with high backrest, spongy cushion and multiple storage pockets
- Durable foam footrest design for a comfortable journey
- High-performance fin system for excellent tracking ability
- Superfast 1+8/1+16 self-bailing drain system ideal for long-distance adventures and mild river running
- Extended water splash guard bow design with hard nose protection and rubber carry handle
- Inflatable V-shape keel design for efficient strokes



STEAM 10'3"
ST-312

LENGTH	WIDTH	MAX. PASSENGER
10'3" / 312cm	31" / 80cm	1
WEIGHT	MAX. PAYLOAD	AIR CHAMBERS
25.4 lbs / 11.5 kg	209 lbs / 95 kg	2+1+1
DRAIN VALVES	WARRANTY	
1+8 self bailing	1-year	



STEAM 13'6"
ST-412

LENGTH	WIDTH	MAX. PASSENGER
13'6" / 412cm	31" / 80cm	2
WEIGHT	MAX. PAYLOAD	AIR CHAMBERS
35.3 lbs / 16 kg	341 lbs / 155 kg	2+1+1
DRAIN VALVES	WARRANTY	
1+16 self bailing	1-year	



TO HAVE FUN ON

HEAVY-DUTY
KAYAK



LAXO
9'4"

LAXO
10'6"

LAXO
12'6"

MEMBA
10'10"

MEMBA
12'10"

HEAVY-DUTY KAYAK

LAXO

Featuring the ultra-durable polyester hull covers and plenty of space, the LAXO is ideal for both beginners and advanced paddlers for use on rivers and lakes. The floor cover and top hull of side chambers are constructed of extra-strong polyester for great durability and rigidity. The LAXO series come in 3 lengths: 285cm/320cm/380cm, perfectly fit up to three people or provide a solo paddler with plenty of gear capacity for longer distance adventure.



Water splash guard bow with cargo bungee cord on both stem and stern



Durable high-back seat with comfortable spongy cushion and multiple storage pockets



Multiple heavy-duty strap buckles for easy seat positioning



Generous deck space for extra comfort and stability



LAXO 9'4"

LA-285

LENGTH	WIDTH	MAX. PASSENGER
9'4" / 285cm	37" / 95cm	1
WEIGHT	MAX. PAYLOAD	AIR CHAMBERS
26.5 lbs / 12 kg	209 lbs / 95 kg	2+1
DRAIN VALVES	WARRANTY	
1	1-year	



PACKAGE INCLUDE



KEY FEATURES

- Floor cover and top hull of side chambers constructed of premium polyester hull cover for long-lasting UV protection
- V-shape bottom floor for outstanding tracking ability
- Generous deck space for extra comfort and stability
- Multiple rubber carry handles for easy transport
- Durable Boston valves for easy inflation
- Premium adjustable kayak seat with high backrest, spongy cushion and multiple storage pockets
- Water splash guard bow with cargo bungee cord on both bow and stern
- Multiple heavy-duty strap buckles allow adjusting seat position
- High-performance fin system for excellent tracking ability



LAXO 10'6"

LA-320

LENGTH	WIDTH	MAX. PASSENGER
10'6" / 320cm	37" / 95cm	2
WEIGHT	MAX. PAYLOAD	AIR CHAMBERS
33.1 lbs / 15 kg	341 lbs / 155 kg	2+1
DRAIN VALVES	WARRANTY	
1	1-year	



LAXO 12'6"

LA-380

LENGTH	WIDTH	MAX. PASSENGER
12'6" / 380cm	37" / 95cm	2+1
WEIGHT	MAX. PAYLOAD	AIR CHAMBERS
38.6 lbs / 17.5 kg	462 lbs / 210 kg	2+1
DRAIN VALVES	WARRANTY	
1	1-year	





HEAVY-DUTY KAYAK

MEMBA

The MEMBA inflatable kayak series is an innovative watercraft that features Aqua Marina's custom-made rigid drop stitched DWF floor and inflatable air chamber with long lasting UV protection polyester hull covers.

The MEMBA kayak is especially designed for mid-distance recreational touring and all-around use. The flat rocker and long waterline provide great tracking ability and efficient glide that allow you to go straighter and faster on the water to cover longer distances.



Extended water splash guard bow with cargo bungee cord design



Durable high-back seat with comfortable spongy cushion and multiple storage pockets



Multiple heavy-duty strap buckles for easy seat positioning



Drop-stitch double wall fabric made floor with superfast drain system

PACKAGE INCLUDES



Carry Bag



16" Hand Pump



Kayak Seat
(ME-330 x 1 / ME-390 x 2)



Kayak Fin x 2



KP-1 Kayak Paddle
(ME-330 x 1 / ME-390 x 2)

KEY FEATURES

- Durable ployester hull cover for long-lasting UV protection
- Drop-stitch double wall fabric made floor of 7cm thickness
- Multiple rubber carry handles for easy transport
- Premium adjustable kayak seat with high backrest, spongy cushion and multiple storage pockets
- Extended water splash guard bow with cargo bungee cord on both stem and stern
- Multiple heavy-duty strap buckles allow adjusting seat position
- Velcro paddle holder design on the side tubes
- High-performance fin system for excellent tracking ability



MEMBA 10'10"

ME-330

LENGTH	WIDTH	MAX. PASSENGER
10'10" / 330cm	35" / 90cm	1
WEIGHT	MAX. PAYLOAD	AIR CHAMBERS
27.6 lbs / 12.5 kg	209 lbs / 95 kg	2+1
DRAIN VALVES	WARRANTY	
1+2	1-year	



MEMBA 12'10"

ME-390

LENGTH	WIDTH	MAX. PASSENGER
12'10" / 390cm	35" / 90cm	2
WEIGHT	MAX. PAYLOAD	AIR CHAMBERS
35.3 lbs / 16 kg	341 lbs / 155 kg	2+1
DRAIN VALVES	WARRANTY	
1+2	1-year	



TO DREAM BIG ON

HIGH PRESSURE
KAYAK / CANOE



TOMAHAWK
AIR-K 375
12'4"

TOMAHAWK
AIR-K 440
14'5"

TOMAHAWK
AIR-C
15'8"

KEY FEATURES

- High pressure drop stitched inflatable canoe
- Super light, 40% lighter than a traditional hard canoe of the same class
- 3 separated air chambers for additional safety in long-distance adventures
- V-shape inflatable keel under bow and stern for remarkable tracking performance and efficient strokes
- Extra-long hull waterline for higher paddling speed
- Premium adjustable kayak seat with high backrest, spongy cushion and multiple storage pockets
- High-performance fin system for excellent tracking ability
- Aqua Marina double action pump for fast & easy inflation

AIR-C 15'8"
Air-C

LENGTH	WIDTH	MAX. PASSENGER
15'8" / 478cm	35" / 88cm	3
WEIGHT	MAX. PAYLOAD	AIR CHAMBERS
54.5 lbs / 24.7 kg	573 lbs / 260 kg	3+2
DRAIN VALVES	AIR PRESSURE	DROP-STITCH THICKNESS
2	10 psi	2.8" / 7cm



TOMAHAWK AIR-C

The new TOMAHAWK AIR-C is a revolutionary inflatable canoe utilizing Drop Stitch Technology double-wall fabric for incredible rigidity and durability. It is designed for those who want to explore remote locations with friends in almost all types of water conditions.

TOMAHAWK AIR-K

This kayak is a performance machine for true adventurers. The brand-new TOMAHAWK AIR-K is fully constructed of Drop Stitch Technology featuring the stunning look and incredible quality. Blending efficiency, speed, comfort and stability, it offers all you need for a perfect cruising with a light load. It's a lean speed-air-watercraft with streamlined floor, molded V-shaped form under bow and stern providing remarkable tracking performance yet enabling paddlers to make quick and stable turns.

PACKAGE INCLUDES



KEY FEATURES

- Floor and side chambers fully constructed of Drop Stitch Technology
- Stiffer and faster than any traditional inflatable kayaks
- 3 separated air chambers for additional safety in long-distance adventures
- Molded V-shape form under bow and stern for remarkable tracking performance and efficient strokes
- Adjustable footrest design for a comfortable journey
- Premium adjustable kayak seat with high backrest, spongy cushion and multiple storage pockets
- Water splash guard bow on both bow and stern
- High-performance fin system for excellent tracking ability

AIR-K 375 12'4"
Air-K 375

LENGTH	WIDTH	MAX. PASSENGER
12'4" / 375cm	28" / 72cm	1
WEIGHT	MAX. PAYLOAD	AIR CHAMBERS
36.6 lbs / 16.6 kg	282 lbs / 128 kg	3
DRAIN VALVES	AIR PRESSURE	DROP-STITCH THICKNESS
2	10 psi	2.8" / 7cm



AIR-K 440 14'5"
Air-K 440

LENGTH	WIDTH	MAX. PASSENGER
14'5" / 440cm	31" / 78cm	2
WEIGHT	MAX. PAYLOAD	AIR CHAMBERS
44.8 lbs / 20.3 kg	462 lbs / 210 kg	3
DRAIN VALVES	AIR PRESSURE	DROP-STITCH THICKNESS
2	10 psi	2.8" / 7cm



KAYAK PADDLE
2021

- KP-1
B0303078
- KP-2
B0303017
- KP-3
B0303018
- DUAL-TECH
B0303011
- CANOE
B0302946



- KP-1
Aluminum Kayak Paddle**

SHAFT:
1.2mm thickness aluminum material.
Diam: 1.14" (29mm)

BLADE:
Double Blades: 85% PP + 15% fiberglass.

Length:
90.6" (230cm), 4-section

WEIGHT:
1100g (38.8oz)
- KP-2
Fiberglass Kayak Paddle**

SHAFT:
1.25mm thickness 100% fiberglass material.
Diam: 1.14" (29mm)

BLADE:
Double Blades: 85% PP + 15% fiberglass.

Length:
90.6" (230cm), 4-section

WEIGHT:
1100g (38.8oz)
- KP-3
Carbon Kayak Paddle**

SHAFT:
1.25mm thickness 30% carbon + 70% fiberglass material.
Diam: 1.14" (29mm)

BLADE:
Double Blades: 100% carbon.

Length:
90.6" (230cm), 4-section

WEIGHT:
1100g (38.8oz)
- DUAL-TECH
2-in-1 Adjustable Aluminum iSUP & Kayak Paddle (3-4 sections)**

SHAFT:
1.2mm thick aluminum.
Diam: 1.14"(29mm).

BLADE:
Reinforced PP.
L x W: 15.7"x 7.9" (40 x 20cm).

Length:
3-section iSUP paddle: 68.9"-86.6" (175-220cm)
4-section Kayak paddle: 236cm (92.9")

WEIGHT:
1600g (56.4oz)
- CANOE PADDLE
Two-section Paddle**

SHAFT:
1.2mm thick aluminum.
Diam: 1.14" (29mm).

BLADE:
Reinforced PP.
L x W: 16.1" x 8.1" (41 x 20.5cm).

Length:
46.1" - 55.1" (117 - 140cm), 2-section.

WEIGHT:
640g / 22.6oz

KAYAK ACCESSORIES
2021

- SLIDE-IN KAYAK FIN
B0302976
- KAYAK HIGH-BACK SEAT
B0302945
- KAYAK ANCHOR KIT
B0301912



- SLIDE-IN KAYAK FIN**
B0302976

 - Size: 33.5x15cm
 - Premium nylon material
 - Slide in installation
 - Specially for kayaks
- KAYAK HIGH-BACK SEAT**
B0302945

 - Removable seat with Velcro to apply on KAYAK
 - Polyester material with spongy cushion
 - Compatible with virtually all kayaks
- KAYAK ANCHOR KIT**
B0301912

 - Carbon steel material
 - 6mm white rope in length of 8m included
 - For all the kayaks



- AREO II 16" KAYAK HAND PUMP**
B0302958

 - Double action, perfect for kayak
 - Five universal valves fitting are included
 - Accordion-style hose stretches to 47" (120cm) long
 - Volume: 2 x 1400cc
 - Peak pressure of 14.5 psi (1 bar)
 - Continuously pumps air on both the push down and pull up of the handles for fast inflating
- AREO III 11" KAYAK FOOT PUMP**
B0302959

 - Tough heavy duty bellow provides extra fast inflation and deflation
 - Extra-long flexible hose two interchangeable universal valves included
 - Easy to attach, hose-to-pump connection inflates or deflates
 - Inflates to 2 psi
 - Volume: 5L
- AREO IV 8" KAYAK FOOT PUMP**
B0302960

 - Tough heavy duty bellow provides extra fast inflation and deflation
 - Extra-long flexible hose two interchangeable universal valves included
 - Easy to attach, hose-to-pump connection inflates or deflates
 - Volume: 3L

AIR PLATFORM ISLAND

Perfect for your endless water life!



EXTEND YOUR WATER FUN WITH OUR NEW AIR PLATFORMS, COMING WITH NEW COLOR AND A PREMIUM VERSION "ISLAND +" WITH COMFORTABLE FULL-DECK EVA PAD. IDEAL AS A LOUNGE, A SWIM RAFT OR A LAUNCH PAD FOR ANY WATER SPORTS. JUST RELAX YOURSELF ON THE 2021 ISLAND AFTER SWIMMING, DIVING, PLAYING OR WORKING. ALLOW EASY CONNECTION TO YOUR TOURING VESSELS.



KEY FEATURES

- 6" (15cm) double-wall drop stitch core material for maximum strength and durability
- High tensile rail bands along the outline creating extra stiffness
- UV block treatment for long-lasting protection from direct sunlight
- Convenient boarding handles allow easy access from the water
- Generous volume comfortably fits up to 3+1 users
- Interlock system of heavy-duty stainless D-rings and convenient connection straps for modular use
- ISLAND + exclusive: Premium full-deck EVA pad in wood texture for ultimate grip and comfort

PACKAGE INCLUDE



ISLAND 8'2"

BT-I250

LENGTH	WIDTH	THICKNESS	VOLUME
8'2" / 250cm	63" / 160cm	6" / 15cm	560L
WEIGHT	MAX. PAYLOAD	MAX. AIR PRESSURE	
29.1 lbs / 13.2 kg	584 lbs / 265 kg	8 psi	



ISLAND+ 8'2"

BT-I250P

LENGTH	WIDTH	THICKNESS	VOLUME
8'2" / 250cm	63" / 160cm	6" / 15cm	560L
WEIGHT	MAX. PAYLOAD	MAX. AIR PRESSURE	
33.1 lbs / 15 kg	584 lbs / 265 kg	8 psi	



ULTRA-STABLE

COMFORTABLE

MANEUVERABLE

INFLATABLE CATAMARAN



AIRCAT
9'4"

AIRCAT
11'0"

AIRCAT

GET READY TO BE ASTONISHED BY THIS NEW WATERCRAFT: AIRCAT, THE ALL-AROUND CHAMPION ON THE WATER.

Featuring ultra-stable tunnel hull and generous deck space, this inflatable catamaran is impressive with its outstanding capacity and the ability to brave winds and waves while being high-speed. And what if you fancy a take-away camping with your family? Then just carry the full gear and enjoy the trip.

Available in 2.85m and 3.35m in length, both at 1.6m in width, AIRCAT is an ideal water safety craft and a touring boat. The unique open bow design is the favorite for fishing and diving lovers, offering a spacious standing or resting platform.

Constructed of Aqua Marina's signature High Frequency Welding Technology for tube chambers, combining Drop Stitch Light Technology applied on the air deck, AIRCAT is born to be safe, rigid, super-stable, but ultra-light. Gone are the days when a dedicated boat trailer is required. Now just pack it in the carry bag, together with all the matching accessories, it can fit into the back seat of most cars. Our new AIRCAT would be the guarantee of a day of fun and relaxation!

DETAILS



Open bow design for easy access.



Built-in oar lock system for easy rowing. Oar set included.



Mounted carrying handles.



Marine grade plywood transom for outboard motor.



Integrated drain valve design.



The high quality anti-collision rubber strake will get the boat well protected when there is an impact.

AIRCAT 9'4"

BT-AC285

LENGTH	WIDTH	FLOOR	NET WEIGHT
9'4" / 285cm	63" / 160cm	DWF air	66 lbs / 30 kg
AIR CHAMBER	MAX. PASSENGER	MAX. PAYLOAD	
4 + 1	4	880 lbs / 400kg	
OUTBOARD ENGINE			
3.7KW / 5HP			



AIRCAT 11'0"

BT-AC335

LENGTH	WIDTH	FLOOR	NET WEIGHT
11'0" / 335cm	63" / 160cm	DWF air	73.7 lbs / 33.5 kg
AIR CHAMBER	MAX. PASSENGER	MAX. PAYLOAD	
4 + 1	5	1100 lbs / 500kg	
OUTBOARD ENGINE			
7.5KW / 9.9HP			



PACKAGE INCLUDES



Carry Bag

Double Action Pump
LIQUID AIR V1

Oar Set

PROFESSIONAL

HEAVY-DUTY

INFLATABLE BOAT

HIGH-SPEED



U-DELUXE
8'2" / 9'9" / 11'6"

A-DELUXE
8'2" / 9'1" / 9'9" / 11'0" / 12'0"

U-DELUXE



MEET OUR NEW DELUXE LINE WITH AN ADDED U-TYPE BOAT SERIES,
CONSTRUCTED OF OUR EXCLUSIVE DWF AIR DECK.
OFFERED IN THREE SIZES: 2.5M, 2.98M, 3.5M,
THESE AIR-DECK DELUXE BOATS ARE CREATED AS IDEAL TENDERS WITH
OVERSIZED TUBE CHAMBERS AND MORE GENEROUS DECK SPACE.

Featuring U-type bow and DWF air deck, the new DELUXE series is more complicated in construction and production. And our 20 years of experience in inflatable watercrafts is just the guarantee of our professionalism in making this series of the highest quality.

The new DELUXE boats are extremely light but unexpectedly rigid, owing to Aqua Marina's signature High Frequency Welding Technology and Drop Stitch Light Technology applied on the floor. With highly improved capacity, the new DELUXE could be loaded up with all your gear.

Foldable, portable and loadable. Just pack it away and make it your favorite tender!



BT-UD250 8'2"

BT-UD298 9'9"

BT-UD350 11'6"

A-DELUXE

BT-88810/30/50 BT-06300/330/360



COMPACT AND LIGHTWEIGHT, THESE ECONOMICAL INFLATABLE BOATS ARE GREAT SHIP TO SHORE TENDER CRAFTS OR A HIGHLY PORTABLE PLEASURE BOAT FOR THE BOATER ON THE GO. BRING YOUR ROLL-UP WITH YOU TO THE LAKE, THE BEACH OR WHEREVER! WITH A SET-UP TIME OF JUST MINUTES, NO TRAILERS AND NO SPECIAL EQUIPMENT, THESE BOATS WILL ALLOW EASY ACCESS TO SOME OF THOSE PLACES YOU'VE ONLY SEEN FROM THE SHORE.

HIGHLIGHTS

- 3 or more separate internal air chambers
- 4 Deck choices: slat wood, inflatable, wood or aluminum deck for great stability, portability or durability
- 2.5m-3.6m boat range to give more size options
- Compatible with gasoline motor up to 20HP
- Comfortable rowing seat position
- Coated transom for protection of sea water infiltration and dings from regular rigging



DETAILS



Built with heavy-duty marine grade reinforced PVC.



Built-in oar lock system for easy rowing (BT-06360 excluded). Oar set included.



Mounted carrying handles and towing D-ring.



Marine grade plywood transom for outboard motor.



High pressure inflatable keel for excellent water dividing and tracking performance. (BT-88810/30 excluded)



The high quality anti-collision rubber strake will get the boat well protected when there is an impact.

INFLATABLE BOAT

ISUPS

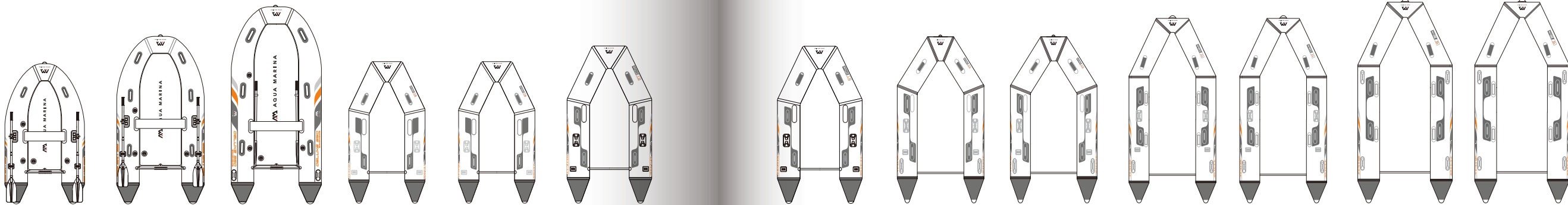
KAYAKS







BOATS

QUICKFINDER

DELUXE

QUICKFINDER INFLATABLE BOAT/DELUXE



	U-DELUXE			A-DELUXE				A-DELUXE						
ITEM NO.	BT-UD250	BT-UD298	BT-UD350	BT-88810	BT-88830	BT-88850		BT-88850AL	BT-06300WD	BT-06300AL	BT-06330WD	BT-06330AL	BT-06360WD	BT-06360AL
SIZE (IN)	8'2" x 55"	9'9" x 61"	11'6" x 63"	8'2" x 4'3"	8'2" x 4'3"	9'1" x 4'11"		9'1" x 4'11"	9'9" x 5'	9'9" x 5'	11' x 5'	11' x 5'	12' x 5'9"	12' x 5'9"
SIZE (CM)	250 x 140	298 x 155	350 x 160	250 x 129	250 x 129	277 x 150		277 x 150	296 x 153	296 x 153	330 x 153	330 x 153	359 x 176	359 x 176
FLOOR TYPE	DWF air	DWF air	DWF air	Slat wood	Inflatable	Wood		Aluminum	Wood	Aluminum	Wood	Aluminum	Wood	Aluminum
AIR PRESSURE	0.25 bar hull, 1.0 bar floor	0.25 bar hull, 1.0 bar floor	0.25 bar hull, 1.0 bar floor	0.16 bar hull	0.16 bar hull, 0.04 bar floor	0.16 bar hull		0.16 bar hull	0.16 bar hull	0.16 bar hull	0.25 bar hull	0.25 bar hull	0.25 bar hull	0.25 bar hull
NO. OF AIR CHAMBER	3 + 1	3 + 1	3 + 1	3	3 + 1	3 + keel		3 + keel	3 + keel	3 + keel	3 + keel	3 + keel	3 + keel	3 + keel
MAX. PASSENGER	2 + 1	3 + 1	5	2 + 1	2 + 1	3 + 1		3 + 1	4	4	5	5	5 + 1	5 + 1
MAX. PAYLOAD	616 lbs / 280 kg	792 lbs / 360 kg	1056 lbs / 480 kg	529 lbs / 240 kg	529 lbs / 240 kg	705 lbs / 320 kg		705 lbs / 320 kg	794 lbs / 360 kg	794 lbs / 360 kg	1058 lbs / 480 kg	1058 lbs / 480 kg	1190 lbs / 540 kg	1190 lbs / 540 kg
TRANSOM HEIGHT (SHORT SHAFT ENGINE ONLY)	15" (38.1cm)	15" (38.1cm)	15" (38.1cm)	15" (38.1cm)	15" (38.1cm)	15" (38.1cm)		15" (38.1cm)	15" (38.1cm)	15" (38.1cm)	15" (38.1cm)	15" (38.1cm)	15" (38.1cm)	15" (38.1cm)
MAX. MOTOR POWER	3.7KW/5HP	11KW/15HP	14.7KW/20HP	3KW/4HP	3KW/4HP	7.5KW/9.9HP		7.5KW / 9.9HP	7.5KW/9.9HP	7.5KW/9.9HP	11KW/15HP	11KW/15HP	14.7KW/20HP	14.7KW/20HP
NET WEIGHT	55.1 lbs / 25 kg	61.6 lbs / 28 kg	74.8 lbs / 34 kg	55.1 lbs / 25 kg	46.3 lbs / 21 kg	73.9 lbs / 33.5 kg		77 lbs / 35 kg	85.8 lbs / 39 kg	90.4 lbs / 41 kg	94.6 lbs / 43 kg	92.4 lbs / 42 kg	129.8 lbs / 59 kg	125.4 lbs / 57 kg
WARRANTY	12-month	12-month	12-month	12-month	12-month	12-month		12-month	12-month	12-month	12-month	12-month	12-month	12-month
CONTAINS	Wooden bench seat, LIQUID AIR V1 pump, 1 pair of aluminum oars, carry bag, repair kit, manual			Wooden bench seat, pressure gauge, 16" hand pump, 1 pair of aluminum oars, carry bag, repair kit, manual				Wooden bench seat, pressure gauge, 16" hand pump for BT-06300/330WD/AL, 18" hand pump for BT-06360WD/AL, 1 pair of aluminum oars, carry bag, repair kit, manual						
	  DWF MAX.5HP	  DWF MAX.15HP	  DWF MAX.20HP	  SLAT WOOD MAX.4HP	  INFLATABLE MAX.4HP	  WOOD MAX.9.9HP		  ALUMINUM MAX.9.9HP	  WOOD MAX.9.9HP	  ALUMINUM MAX.9.9HP	  WOOD MAX.15HP	  ALUMINUM MAX.15HP	  WOOD MAX.20HP	  ALUMINUM MAX.20HP

FISHING & SPORTS BOAT



YOU'LL LOVE OUR INFLATABLE RAFTING AND FISHING BOATS. CHOOSE FROM A WIDE SELECTION OF INFLATABLE RAFTING AND FISHING BOATS, EACH COMBINING RUGGED, RELIABLE CONSTRUCTION WITH COMFORT AND CONVENIENCE THAT IS SYNONYMOUS WITH THE AQUA MARINA REPUTATION FOR PREMIUM QUALITY.

CLASSIC PACKAGE INCLUDES



Carry Bag

11" Foot Pump

Oar Set

T-18 Electric Motor
(Only for BT-88892)

CLASSIC

- Super tough reinforced PVC fabric with high frequency welding technology
- 2+1 air chambers; safety grab line around the boat
- Constructed with solid inflatable floor
- Roomy 2+1 boat size weights only 37.4lbs (17kg)
- Fishing rod holder designed on both side of boat
- Ideal for fishermen, campers or recreational boaters



CLASSIC

WIDTH
LENGTH
MAX. PASSENGER
AIR CHAMBERS
AIR PRESSURE
MAX. PAYLOAD
NET WEIGHT
MAX. MOTOR POWER
WARRANTY
MOTOR

BT-88890 9.8'

4'6" / 134cm
9.8' / 300cm
4
2+1
0.12 bar hull
880 lbs (400 kg)
41.7 lbs (18.9 kg)
3KW (4HP)
Boat 6-month
No motor, with mount
kit for gas engine

BT-88891 9.8'

4'6" / 134cm
9.8' / 300cm
3+1
2+1
0.12 bar hull
836 lbs (380 kg)
37.5 lbs (17 kg)
500W
Boat 6-month
No motor, with mount
kit for T-18 Electric Motor

BT-88892 9.8'

4'6" / 134cm
9.8' / 300cm
3+1
2+1
0.12 bar hull
836 lbs (380 kg)
44.1 lbs (20 kg)
500W
Boat 6-month; Motor 1-Year
T-18 Electric Motor



FISHING & SPORTS BOAT

WILDRIVER

- Made of extra heavy, premium quality PVC for product durability
- I-beam floor construction for stability
- Moulded fishing rod holders
- Inflatable cushion seating and storage bags inside the boat; Side handles for easy carrying
- Boston safety valve for easy inflation/deflation

WILDRIVER	BT-88822 9'3"	BT-88823 9'3"
WIDTH	4'12" / 152cm	4'12" / 152cm
LENGTH	9'3" / 283cm	9'3" / 283cm
MAX. PASSENGER	2+1	2+1
AIR CHAMBERS	2+2	2+2
MAX. PAYLOAD	496 lbs (225 kg)	496 lbs (225 kg)
NET WEIGHT	20.9 lbs (9.5 kg)	27.5 lbs (12.5 kg)
MAX. MOTOR POWER	500W	500W
WARRANTY	Boat 6-month	Boat 6-month; Motor 1-Year
MOTOR	/	T-18 Electric Motor



THE FISHING EXPERIENCE IS INEXPENSIVE, INCREDIBLY VERSATILE! IT'S AN ALL-AROUND AWESOME BOAT FOR FISHING, RIVER FLOATING AND JUST HAVING FUN ON THE WATER! THERE ARE MULTIPLE WAYS TO GET THIS RAFT MOVING, YOU CAN PADDLE OR JUST GET AN OPTIONAL TROLLING MOTOR FOR A LONGER DISTANCE.

WILDRIVER / MOTION PACKAGE INCLUDES



Carry Bag

8" Foot Pump

Oar Set

T-18 Electric Motor
(Only for BT-88821/23)

MOTION

- Made of extra heavy, premium quality PVC for product durability
- I-beam floor construction for stability
- Boston safety valve for easy inflation & deflation
- Oar holders and convenient moulded oar locks
- Side handles for easy carrying

MOTION	BT-88820 8'6"	BT-88821 8'6"
WIDTH	4'1" / 125cm	4'1" / 125cm
LENGTH	8'6" / 255cm	8'6" / 255cm
MAX. PASSENGER	2 adults or 1 adult + 2 kids	2 adults or 1 adult + 2 kids
AIR CHAMBERS	2+1	2+1
MAX. PAYLOAD	408 lbs (185 kg)	408 lbs (185 kg)
NET WEIGHT	16.1 lbs (7.3 kg)	20.68 lbs (9.4 kg)
MAX. MOTOR POWER	500W	500W
WARRANTY	Boat 6-month	Boat 6-month; Motor 1-Year
MOTOR	/	T-18 Electric Motor



QUICKFINDER

INFLATABLE KAYAKS & BOATS



	CASCADE	BETTA	STEAM	LAXO	MEMBA	TOMAHAWK
MODEL	BT-21CAP	BE-312 BE-412	ST-312 ST-412	LA-285 LA-320 LA-380	ME-330 ME-390	Air-K 375 Air-K 440 Air-C
SIZES IN / CM	11'2" x 35" x 8" 340 x 89 x 20	10'3" x 31" 312 x 80 13'6" x 31" 412 x 80	10'3" x 31" 312 x 80 13'6" x 31" 412 x 80	9'4" x 37" / 285 x 95 10'6" x 37" / 320 x 95 12'6" x 37" / 380 x 95	10'10"x35" 330 x 90 12'10"x35" 390 x 90	12'4" x 28" / 375 x 72 14'5" x 31" / 440 x 78 15'8" x 35" / 478 x 88
CATEGORY	SUP-KAYAK HYBRID	REINFORCED KAYAK		HEAVY-DUTY KAYAK		HIGH PRESSURE KAYAK / CANOE
IDEAL CONDITIONS	Lake, canals, rivers	Lake, canals, rivers	Lake, canals, rivers	Lake, canals, rivers	Lake, canals, rivers	Lake, canals
CHARACTER	Perfect for the big fan of paddle boarding as well as kayaking. Being versatile for both high-speed cruising and recreational touring.	Easy weekend trip or poking around the lakes and rivers.	Stiffer material making these kayaks have outstanding performance in long-distance adventures and mild river running.	Ideal for beginners and advanced paddlers who want to share fun with their friends and family in lakes, canals and rivers.	Designed for mid-distance recreational touring, mild river running and all-around use.	Ideal for high speed cruising with a light load but also capable for casual medium length trip.
MAX. PASSENGER	1	1 2	1 2	1 2 2+1	1 2	1 2 3
MAX. PAYLOAD	485 lbs / 220kg	209 lbs / 95 kg 341 lbs / 155 kg	209 lbs / 95 kg 341 lbs / 155 kg	209 lbs / 95 kg 341 lbs / 155 kg 462 lbs / 210 kg	209 lbs / 95 kg 341 lbs / 155 kg	282 lbs / 128 kg 462 lbs / 210 kg 573 lbs / 260 kg
NET WEIGHT	28.7 lbs / 13 kg	19.8 lbs / 9 kg 29.8 lbs / 13.5 kg	25.4 lbs / 11.5 kg 35.3 lbs / 16 kg	26.5 lbs / 12 kg 33.1 lbs / 15 kg 38.6 lbs / 17.5 kg	27.6 lbs / 12.5 kg 35.3 lbs / 16 kg	36.6 lbs / 16.6 kg 44.8 lbs / 20.3 kg 54.5 lbs / 24.7 kg
AIR CHAMBERS	2	2+1	2+1+1	2+1	2+1	2+1 2+1 2+1+2
DRAIN VALVES	1	1+2 self bailing 1+4 self bailing	1+8 self bailing 1+16 self bailing	1	1+2	2
FIN SYSTEM	2 center fins	2 kayak fins	2 kayak fins	2 kayak fins	2 kayak fins	2 kayak fins
KAYAK PADDLE	1 (DUAL-TECH)	1 2	/	1 2 2	1 2	/
AIR PRESSURE	15 psi 10 psi (center deck)	1.45 psi	1.45 psi 4.35 psi (DWF Floor)	1 psi	1 psi 4.35 psi (DWF Floor)	10 psi
WARRANTY	1-Year	6-month	1-Year	1-Year	1-Year	1-Year



	AIRCAT	U-DELUXE	A-DELUXE	CLASSIC	WILDRIVER	MOTION
MODEL	BT-AC285 BT-AC335	BT-UD250 BT-UD298 BT-UD350	BT-88810/30/50 BT-06300/330/360	BT-88890 BT-88891 BT-88892	BT-88822 BT-88823	BT-88820 BT-88821
SIZES IN / CM	9'4" x 63" / 285 x 160 11'0" x 63" / 335 x 160	Refer to P110-111		9.8' x 4'6" 300 x 134	9'3" x 4'12" 283 x 152	8'6" x 4'1" 255 x 125
CATEGORY	INFLATABLE CATAMARAN	INFLATABLE SPEED BOAT		FISHING & SPORT BOAT		
IDEAL CONDITIONS	Lake, canal and open ocean			Lake, canal, calm river and calm ocean		
CHARACTER	Compact, lightweight and easy-to-transport. They allow easy access to the places you've only seen from the shore.			Ideal for weekend leisure paddling, fishing, river floating or just having fun on water.		
MAX. PASSENGER	4 5	Refer to P110-111		4 3+1 3+1	2+1	2 adults or 1 adult + 2 kids
MAX. PAYLOAD	880 lbs / 400kg 1100 lbs / 500kg			880 lbs / 400 kg 836 lbs / 380 kg 836 lbs / 380 kg	496 lbs / 225 kg	408 lbs / 185 kg
NET WEIGHT	66 lbs / 30 kg 73.7 lbs / 33.5 kg			41.7 lbs / 18.9 kg 37.5 lbs / 17 kg 44.1 lbs / 20 kg	20.9 lbs / 9.5 kg 27.5 lbs / 12.5 kg	16.1 lbs / 7.3 kg 20.68 lbs / 9.4 kg
AIR CHAMBERS	4+1			2+1	2+2	2+1
MAX. MOTOR POWER	3.7KW / 5HP 7.5KW / 9.9HP			3KW / 4HP 500W 500W	500W	500W
MOTOR	/			No motor, with mount kit for gas engine No motor, with mount kit for T-18 Motor T-18 Electric Motor	/ T-18 Electric Motor	/ T-18 Electric Motor
WARRANTY	1-Year					Boat 6-month; Motor 1-Year

BOAT ACCESSORIES 2021



12V ELECTRIC PUMP

B0302944

- 12V DC electric pump up to 20psi, 110W.
- Inflates iSUP boards, kayaks, boats and air platforms.
- LCD screen.
- Cigarette lighter or battery attachable.
- Inflate: 1psi/min.
- Deflate: 4psi/min.

NEW



12V ELECTRIC PUMP

B0303091

- 12V DC electric pump up to 16psi, 110W.
- Inflates iSUP boards, kayaks, boats and air platforms.
- LCD screen.
- Cigarette lighter or battery attachable.
- Inflate: 70L/min.



SPEEDY BOAT CANOPY

B0302124

- Size: 33.5" x 39" (85 x 100cm)
- 600D polyester canopy fabric
- 1.8mm thickness of aluminum tubes
- Foldable for easy storage
- Installs in minutes
- For Classic, Deluxe (BT-88810/88830/88850)



INFLATABLE LAUNCHING WHEEL

B0301913

- Designed to enable one man launching of inflatable boat, dinghy, tender
- Constructed of heavy-duty marine grade stainless steel
- Comes with heavy-duty wheels, 10" in diameter
- Max. load 350 lbs (159 kg)



T-18 ELECTRIC TROLLING MOTOR

B0302963

- DC12V. Max.180W, IPX4. Current: 14.7A
- Weight: 2.35kg/5.18lbs
- Shaft Length: 24"/60cm.
- Total Length: 29.5"/75cm.
- Speed level: (Fwd/Rev) 1/1
- Max Thrust: 8kg/18lbs
- Compatible with Evolution, Motion, WildRiver & Classic BT-88891 / 92



AREO I 18" HAND PUMP

B0302957

- Double action, perfect for boat
- Five universal valves fitting are included
- Accordion-style hose stretches to 47" (120cm) long.
- Volume: 2 x 2000cc
- Peak pressure of 14.5 psi (1 bar)
- Continuously pumps air on both the push down and pull up of the handles for fast inflating



AREO II 16" KAYAK HAND PUMP

B0302959

- Double action, perfect for kayak
- Five universal valves fitting are included
- Accordion-style hose stretches to 47" (120cm) long
- Volume: 2 x 1400cc
- Peak pressure of 14.5 psi (1 bar)
- Continuously pumps air on both the push down and pull up of the handles for fast inflating



AREO III 11" KAYAK FOOT PUMP

B0302959

- Tough heavy duty bellow provides extra fast inflation and deflation
- Extra-long flexible hose two interchangeable universal valves included
- Easy to attach, hose-to-pump connection inflates or deflates
- Inflates to 2 psi
- Volume: 5L



AREO IV 8" KAYAK FOOT PUMP

B0302960

- Tough heavy duty bellow provides extra fast inflation and deflation
- Extra-long flexible hose two interchangeable universal valves included
- Easy to attach, hose-to-pump connection inflates or deflates
- Volume: 3L

RASHGUARDS

All AM Rashguards are made of high elastic SpanFlex UV jersey. The hand-feel and toughness of this supreme material is just magnificent. AM Rashguards have a comfortable and snug fit, to protect you from UV radiation, rash and chill.

ULTIMATE
PROTECTION
AND STYLE

MEN'S RASHGUARD SS



ATLAS

MIRAI

ATLAS C-M18SS-GR

HIGHLIGHTS

- Loose fit. Heavy quality rash guard (soft touch) for excellent flexibility
- Flatlock stitching: flexible, non-irritating seams move smoothly against the skin
- UV protection (UPF 50+)
- Breathable water repelling fabric dries faster
- Tagless label design

PRODUCT DETAILS

- Fabric: 88% Polyester + 12% Spandex (ATLAS)
- Fabric: 82% Nylon + 18% Spandex (MIRAI)
- Machine wash cold

SIZE: S/M/L/XL/XXL

MIRAI C-M18SS-NA



SCENE C-M17SS-WH / BK / BL

HIGHLIGHTS

- Slim fit. Heavy quality rash guards (soft touch) for excellent flexibility
- Anti-microbial Lycra prevents bacteria growth
- Flatlock stitching: flexible, non irritating seams move smoothly against the skin
- Raglan sleeves and stretch fabric provides excellent range of motion
- UV protection (UPF 50+)

PRODUCT DETAILS

- Fabric: 87% Polyester+13% Spandex
- Machine wash cold

SIZE: S/M/L/XL/XXL

WOMEN'S RASHGUARD SS



AVENIR C-W18SS-NA

HIGHLIGHTS

- Loose fit. Heavy quality rash guard (soft touch) for excellent flexibility
- Flatlock stitching: flexible, non-irritating seams move smoothly against the skin
- UV protection (UPF 50+)
- Breathable water repelling fabric dries faster
- Tagless label design

PRODUCT DETAILS

- Fabric: 87% Polyester + 13% Spandex
- Machine wash cold

SIZE: XS/S/M/L/XL



ALLUV C-W17SS-WB / PK

HIGHLIGHTS

- Slim fit. Heavy quality rash guards (soft touch) for excellent flexibility
- Anti-microbial Lycra prevents bacteria growth
- Flatlock stitching: flexible, non-irritating seams move smoothly against the skin
- Super stretch waist provides a simple, effortless ease of entry
- UV protection (UPF 50+)

PRODUCT DETAILS

- Fabric: 87% Polyester + 13% Spandex
- Machine wash cold

SIZE: XS/S/M/L/XL

MEN'S RASHGUARD LS / PANT



DIVISION C-M17LS-GR

HIGHLIGHTS

- Stretchy nylon fabric and raglan sleeves offer natural range of motion
- Wind and waterproof chest panel
- UVA and UVB protection from the sun in areas covered by the top (UPF 50+)
- Flatlock stitching: feel smooth for lasting comfort in and out of the water
- Lightweight and soft touch material

PRODUCT DETAILS

- Fabric: 87% Nylon + 13% Spandex + Printing Lycra
- Machine wash cold

SIZE: S/M/L/XL/XXL

DIVISION C-M17PT-BK

HIGHLIGHTS

- Lightweight stretch nylon fabric allows for natural range of motion
- Elastic waist with interior drawcord for a snug, adjustable fit
- Mesh back knee panels for targeted breathability
- Flat seams helps minimize chafing
- Zip pocket at back waist

PRODUCT DETAILS

- Contrast side panel
- Fabric: 87% Nylon + 13% Spandex
- Machine wash cold

SIZE: S/M/L/XL/XXL

WOMEN'S RASHGUARD LS / PANT



ILLUSION C-W17LS-BL / BK

HIGHLIGHTS

- Features a slim fit, extra long body with a lightly raised neckline
- Stretchy nylon fabric and raglan sleeves offer natural range of motion
- UVA and UVB protection from the sun in areas covered by the top (UPF 50+)
- Flatlock stitching: feel smooth for lasting comfort in and out of the water
- Lightweight and soft touch material

PRODUCT DETAILS

- Fabric: 87% Nylon + 13% Spandex + Printing Lycra
- Machine wash cold

SIZE: XS/S/M/L/XL

ILLUSION C-W17PT-BL / BK

HIGHLIGHTS

- Lightweight stretch nylon fabric allows for natural range of motion
- Wide stretch waistband for comfortable support
- UVA and UVB protection from the sun in areas covered by the top (UPF 50+)
- Flat seams move smoothly against your skin
- Ergonomic contouring for an enhanced fit

PRODUCT DETAILS

- High coverage
- Fabric: 87% Nylon + 13% Spandex + Printing Lycra
- Machine wash cold

SIZE: XS/S/M/L/XL

MEN'S BOARDSHORTS



TAHITI C-M18BS-NA / GR

HIGHLIGHTS

- 18" (46cm) length allow freedom to move
- Water-repellent finish helps keep you dry
- EZ fly closure for a secure fit
- Zip stash pocket for secure storage

PRODUCT DETAILS

- Fabric: 95% Polyester + 5% Spandex
- Machine wash cold

SIZE: S/M/L/XL/XXL

WOMEN'S BEACH SKIRT



AVENIR

C-W18SH-NA

DAZZLED

C-W18SH-BK / WH

HIGHLIGHTS

- Drawcord waist: Internal drawcord lets you customize your fit
- Medium-rise: Higher rise increases coverage and comfort
- Engineered to feel like a comfortable embrace throughout—it holds you close and moves with you
- Secure back pocket to store your essentials
- Build in shorts made in breathable lightweight fabric helps you move freely

PRODUCT DETAILS

- Fabric: Waist - 93% Polyester + 7% Spandex / Body - 90% Polyester + 10% Spandex
- Machine wash cold

SIZE: XS/S/M/L/XL

WOMEN'S BOARDSHORTS



ILLUSION C-W17SH-PK

HIGHLIGHTS

- Made of stretch fabric for a comfortable fit
- Super soft Micro fiber fabric provides comfort and dries quickly to and from the beach
- Elastic waist with drawcord for an adjustable fit
- Scalloped leg opening for natural range of motion

PRODUCT DETAILS

- Fabric: 100% micro fiber
- Machine wash cold

SIZE: XS/S/M/L/XL

MEN'S NEOPRENE TOP 2MM / SHORTS 2MM



NOSARA C-M18NT-NA

HIGHLIGHTS

- Anatomical seam placement allows for ease of movement
- 2mm thickness offers wind protection and warmth
- Seamless paddle zones for maximum flexibility
- Flatlock seams feel smooth against your skin

PRODUCT DETAILS

- Fabric: 90% super stretch neoprene + 10% Nylon
- Hand wash. Do not fold

SIZE: S/M/L/XL/XXL



NOSARA C-M18NS-NA

HIGHLIGHTS

- Quick-dry nylon/neoprene construction
- Four-way stretch properties
- Ergonomic seam placement

PRODUCT DETAILS

- Fabric: 90% super stretch neoprene + 10% Nylon
- Hand wash. Do not fold

SIZE: S/M/L/XL/XXL

MEN'S NEOPRENE JACKET



NOSARA C-M18NJ-GR

HIGHLIGHTS

- Fitted hood with high collar and water outlets
- Kangaroo side pockets with water outlets
- Wind and water resistant
- Spreader hole
- Elastic waist strap

PRODUCT DETAILS

- Fabric: 90% soft touch neoprene + 10% Nylon
- Hand wash. Do not fold

SIZE: S/M/L/XL/XXL

WOMEN'S NEOPRENE JACKET



NICCI C-W18NJ-GR

HIGHLIGHTS

- Fitted hood with high collar and water outlets
- Side pockets with water outlets
- Wind and water resistant
- Spreader hole
- Two waist pockets

PRODUCT DETAILS

- Fabric: 90% soft touch neoprene + 10% Nylon
- Hand wash. Do not fold

SIZE: XS/S/M/L/XL

MEN’S WETSUIT 3/2MM



MALIBU C-M18WS-NA

- HIGHLIGHTS**
- Super-stretch Neoprene for maximum flexibility
 - Contoured design with back zip entry for effortless movement and minimal bulk
 - Abrasion-resistant knee shields provide comfort and impact protection
 - Anatomical seams let you move naturally

- PRODUCT DETAILS**
- Fabric:
Body - 90% super stretch 3mm neoprene + 10% Nylon
Arms / Legs - 100% 2mm soft touch neoprene
 - Seams: 100% power seam tape
 - Hand wash. Do not fold

SIZE: S/M/L/XL/XXL



MEN’S LONGJOHN 1.5/3MM



TOFINO C-M18LJ-NA

- HIGHLIGHTS**
- Super-stretch Neoprene for maximum flexibility
 - Abrasion-resistant knee shields provide comfort and impact protection
 - Flatlock stitching
 - Back waist zip pocket for storage
 - Velcro fix on neck closure

- PRODUCT DETAILS**
- Fabric: 90% super stretch neoprene + 10% Nylon
 - Seams: 100% power seam tape
 - Hand wash. Do not fold

SIZE: S/M/L/XL/XXL



WOMEN’S WETSUIT 3/2MM



ATLAS C-W18WS-NA

- HIGHLIGHTS**
- Super-stretch Neoprene for maximum flexibility
 - Front zip entry for effortless movement and minimal bulk
 - Abrasion-resistant knee shields provide comfort and impact protection
 - Anatomical seams let you move naturally

- PRODUCT DETAILS**
- Fabric:
Body - 90% super stretch 3mm neoprene + 10% Nylon
Arms / Legs - 100% 2mm soft touch neoprene
 - Seams: 100% power seam tape
 - Hand wash. Do not fold

SIZE: XS/S/M/L/XL



WOMEN’S LONGJOHN 1.5/3MM



VENICE C-W18LJ-NA

- HIGHLIGHTS**
- Super-stretch Neoprene for maximum flexibility
 - Abrasion-resistant knee shields provide comfort and impact protection
 - Front zip entry for effortless movement and minimal bulk
 - Back waist zip pocket for storage
 - Flatlock stitching

- PRODUCT DETAILS**
- Fabric: 90% super stretch neoprene + 10% Nylon
 - Seams: 100% power seam tape
 - Hand wash. Do not fold

SIZE: XS/S/M/L/XL



MEN'S COOLING SLEEVES



TAHITI C-M18CS-NA / BK / GR

HIGHLIGHTS

- Fully tested and certified to be UPF 50+
- Block 99.8% of UVA and UVB rays
- Deliver an instant cooling effect on your skin

PRODUCT DETAILS

- Fabric: 93% Nylon + 7% Spandex
88% Polyester + 12% Spandex (C-M18CS-GR)
- Machine wash under 30 C

SIZE: S/L

WOMEN'S COOLING SLEEVES



AVENIR C-W18CS-OR / WH / LL

HIGHLIGHTS

- Fully tested and certified to be UPF 50+
- Block 99.8% of UVA and UVB rays
- Deliver an instant cooling effect on your skin

PRODUCT DETAILS

- Fabric: 93% Nylon + 7% Spandex
- Machine wash under 30 C

SIZE: S/L

AQUA SHOES



RIPPLES II S-18RI-GR / LM / CY / BK / OR

HIGHLIGHTS

- Smooth and breathable quick dry fabric to keep your feet dry and comfortable
- Snug fit: strong and stretchy polyester fabric for a compressive fit that moves flawlessly with your feet as you move
- Notched collar for easy on and off
- Rounded wrap up heel for extra protection and natural range of motion
- Protective toe cap
- Durable rubber outsole for traction on a variety of surfaces

PRODUCT DETAILS

- Fabric: 93% Polyester + 7% Spandex
- Outsole with ventilation system
- Transparent zipper bag storage
- Unisex size

SIZE: 34-35/36-37/38-39/40-41/42-43/44-45/45-46

SIZE CHART

APPAREL

WOMEN'S RASHGUARD SS

CM	XS	S	M	L	XL
LENGTH	56.5	59	61.5	64	66.5
SLEEVE LENGTH	20	21.5	23	24.5	26
CHEST	80	84	88	92	96
WAIST	71	75	79	83	87
BOTTOM WIDTH	39	41	43	45	47
SLEEVE WIDTH	12.3	12.9	13.5	14.1	14.7
COLLOR WIDTH	21.5	22	22.5	23	23.5

MEN'S RASHGUARD SS

	S	M	L	XL	XXL
	67	69.5	72	74.5	77
	29.5	31	32.5	34	35.5
	100	104	108	112	116
	97	101	105	109	113
	48.5	50.5	52.5	54.5	56.5
	16.4	17.1	17.8	18.5	19.2
	18.5	19	19.5	20	20.5

WOMEN'S RASHGUARD LS

CM	XS	S	M	L	XL
TOP	55	57.5	60	62.5	65
SLEEVE LENGTH	58	60.5	63	65.5	68
1/2 CHEST	37	39	41	43	45
1/2 WAIST	31.5	33.5	35.5	37.5	39.5
BOTTOM OPENING	34.5	36.5	38.5	40.5	42.5
SLEEVE OPENING	6.5	7	7.5	8	8.5
NECK WIDTH	14.9	15.7	16.5	17.3	18.1

MEN'S RASHGUARD LS

	S	M	L	XL	XXL
	62.5	65	67.5	70	72.5
	63.5	66	68.5	71	73.5
	43	45	47	49	51
	36	38	40	42	44
	38.5	40.5	42.5	44.5	46.5
	7.5	8	8.5	9	9.5
	17.7	18.5	19.3	20.1	20.9

WOMEN'S PANT

CM	XS	S	M	L	XL
LENGTH	81	83.5	86	88.5	91
INSEAM	61	62.5	64	65.5	67
1/2 WAIST	26	28	30	32	34
1/2 HIP	31	33	35	37	39
LEG OPENING	8	8.5	9	9.5	10

MEN'S PANT

	S	M	L	XL	XXL
	92.5	95	97.5	100	102.5
	66.5	68	69.5	71	72.5
	33	35	37	39	41
	38	40	42	44	46
	9	9.5	10	10.5	11

WOMEN'S BOARDSHORTS

CM	XS	S	M	L	XL
1/2 WAIST	30	32	34	36	38
1/2 HIP	44	46	48	50	52
SIDE LENGTH	25	26	27	28	29
THIGH WIDTH	28.5	29.5	30.5	31.5	32.5

MEN'S BOARDSHORTS

	S	M	L	XL	XXL
	40	42	44	46	48
	51.5	53.5	55.5	57.5	59.5
	46	47	48	49	50
	32.5	33.5	34.5	35.5	36.5

WOMEN'S BEACH SKIRT

CM	XS	S	M	L	XL
1/2 WAIST	31	33	35	37	39
1/2 HIP	43	45	47	49	51
SKIRT LENGTH	28	29	30	31	32
SHORTS LENGTH	19	19.5	20	20.5	21

WOMEN'S COOLING SLEEVES

CM	S	L
SLEEVE LENGTH	38.5	40.5
ELBOW WIDTH	11.5	12.5
UPPER WIDTH	7.2	7.6

MEN'S COOLING SLEEVES

CM	S	L
SLEEVE LENGTH	42.5	44.5
ELBOW WIDTH	13	15
UPPER WIDTH	8.2	8.6

WOMEN'S WETSUIT / LONGJOHN

CM	XS	S	M	L	XL
HEIGHT	158-163	162-167	166-171	170-175	174-179
WEIGHT	49-56	53-60	57-64	61-69	65-73
CHEST	78-83	82-87	86-91	90-96	94-100
WAIST	64-68	68-72	72-76	76-80	80-84
HIP	80-85	84-89	88-93	92-98	96-102
COLLOR	31	32	33	34.5	36
INSIDE LENGTH	64-66	66-68	68-70	70-72	72-75

MEN'S WETSUIT / LONGJOHN

	S	M	L	XL	XXL
	170-175	173-178	177-182	180-185	183-190
	61-68	67-75	74-81	79-87	87-96
	89-94	93-99	96-102	100-106	104-110
	72-77	75-81	78-84	82-88	86-95
	84-89	88-94	93-99	98-103	102-108
	37	38	39	40	41
	71-74	72-75	73-76	75-78	77-80

WOMEN'S NEOPRENE JACKET

CM	XS	S	M	L	XL
HEIGHT	158-163	162-167	166-171	170-175	174-179
WEIGHT	49-56	53-60	57-64	61-69	65-73
CHEST	78-83	82-87	86-91	90-96	94-100
WAIST	64-68	68-72	7-76	76-80	80-84
LENGTH	62	64	66	68	70
SLEEVE LENGTH	58.5	60	61.5	63	64.5
BOTTOM WIDTH	44	46	48	50	52

MEN'S NEOPRENE JACKET

CM	S	M	L	XL	XXL
HEIGHT	170-175	173-178	177-182	180-185	183-190
WEIGHT	61-68	67-75	74-81	79-87	87-96
CHEST	89-94	93-99	96-102	100-106	104-110
WAIST	72-77	75-81	78-84	82-88	86-95
LENGTH	71	73	75	79	81
SLEEVE LENGTH	61.5	63	64.5	66	67.5
BOTTOM WIDTH	50	52	54	56	58

MEN'S NEOPRENE TOP

	S	M	L	XL	XXL
	170-175	173-178	177-182	180-185	183-190
	61-68	67-75	74-81	79-87	87-96
	89-94	93-99	96-102	100-106	104-110
	72-77	75-81	78-84	82-88	86-95
	61	63	65	67	69
	66	67	68	69.5	71
	77	80	83	87	91

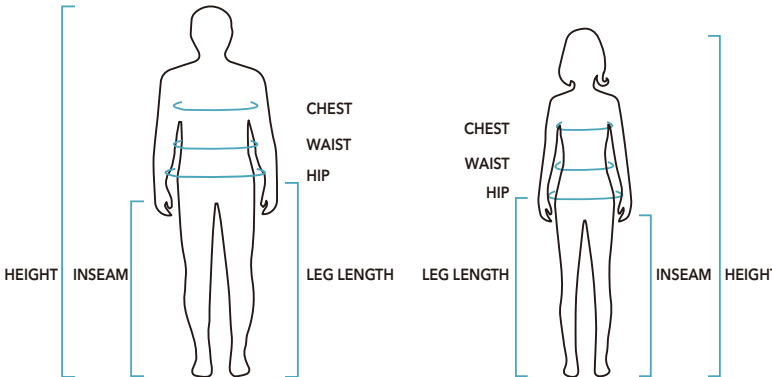
MEN'S NEOPRENE SHORTS

CM	S	M	L	XL	XXL
HEIGHT	170-175	173-178	177-182	180-185	183-190
WEIGHT	61-68	67-75	74-81	79-87	87-96
OUTSIDE LENGTH	44	45	46	47	48
INSIDE LENGTH	23	24	25	26	27
WAIST	72-77	75-81	78-84	82-88	86-95
HIP	84-89	88-94	93-99	98-103	102-108
BOTTOM WIDTH	47	49	51	53	55

AQUA SHOES

AQUA SHOES

KR	UK	US(Men/Women)	EURO	JP
230	3.5	4.5/6	34/35	23
240	4.5	5.5/7	36/37	24
250	5.5	6.5/8	38/39	25
260	6.5	7.5/9	40/41	26
270	7.5	8.5/10	42/43	27
280	8.5	9.5/11	44/45	28
290	9.5	10.5/12	45/46	29



OVERVIEW

ACCESSORIES

ISUP ACCESSORIES



ISUP PADDLES
B0302767/B0303012/B0303013/
B0303014/B0303015/B0303016, P.65



LIQUID AIR V1
HAND PUMP
B0303019, P. 66



LIQUID AIR V2
HAND PUMP
B0303021, P. 66



LIQUID AIR V3
HAND PUMP
B0303022, P. 66



PADDLE BOARD
SAFETY LEASH
B0302765, P. 66

ISUP ACCESSORIES



PADDLE BOARD SURF LEASH
9"/6MM
B0303024, P. 66



PADDLE BOARD RIVER LEASH
9"/7MM
B0303025, P. 66



PADDLE BOARD COIL LEASH
10"/7MM
B0303023, P. 66





SLIDE-IN CENTER FIN
B0302814, P. 66




SLIDE-IN RACING FIN
B0302832, P. 66




SLIDE-IN RIVER FIN
B0302952, P. 66


ISUP ACCESSORIES




US FINBOX ADAPTOR
B0302517, P. 67




AM VALVE ADAPTOR
B0302515, P.67




PADDLE HOLDER
B0302961, P. 67



LITE ACTION CAMERA ADAPTOR
B0302817, P. 67



REMOVABLE SEAT
B0302964, P. 67



2-IN-1 FISHING COOLER
B0302943, P. 67

TRAVEL BAGS



PADDLE BAG
(FOR 3-PIECE PADDLE)
B0302774, P. 67



PREMIUM ZIP BACKPACK
XS-XL, P.68



PREMIUM WHEELY-
BACKPACK
B0302965, P. 69



DRY BAG
90L
B0303038, P. 69



DUFFLE BAG
50L - IPX6
B0303039, P. 69



DRY BAG
40L
B0303037, P. 69



DRY BAG
20L
B0303036, P. 69



DRY BAG
10L
B0303035, P. 69



DRY BAG
2L
B0303034, P. 69

KAYAK ACCESSORIES



KAYAK PADDLES
B0303078/B0303017/B0303018/
B0303011/B0302946, P. 96



KAYAK
ANCHOR KIT
B0301912, P. 97



SLIDE-IN
KAYAK FIN
B0302976, P. 97



KAYAK
HIGH-BACK SEAT
B0302945, P. 97









BOAT ACCESSORIES




12V ELECTRIC PUMP
B0302944, P. 118



12V ELECTRIC PUMP
B0303091, P. 118






T-18 ELECTRIC
TROLLING MOTOR
B0302963, P. 118



SPEEDY BOAT CANOPY
B0302124, P. 118



INFLATABLE LAUNCHING WHEEL
B0301913, P. 118

PROMO
SALES SUPPORT

SALES SUPPORT



AM CURVED POP-UP BOOTH DISPLAY

(337 x 230cm)



AM STRAIGHT POP-UP BOOTH DISPLAY

(353 x 230cm)



AM RECEPTION DESK + GRAPHIC

(79 x 180cm)



FOLDING POP-UP BANNER STANDS

(120 x 60cm)

SALES SUPPORT



PROMOTION FLAG

(300cm / 500cm)



SUP DROP-STICH PVC STAND - MIXED SIZES

(80 x 80 x15cm)



13.5m² AM SPECIALIZED TENT WITH SIDE & BACK VISUALS

(400 x 300 x 280cm)



9m² AM SPECIALIZED TENT (SEMI-AUTO INSTALL)

(300 x 300cm)

SALES SUPPORT



AUTHORIZED DEALER PLAQUE

(20 x 28cm)



AM BUOY

(100 x 120cm)



AM LOGO DWF SAMPLE

50 x 17.5 x 15(H)cm



SUP BOARD KEY RING



AM LOGO T-SHIRT



AM LOGO CAP
AM VISOR WITH 3D LOGO



ORPC is the water leisure products expert. Designs, manufactures and markets a collection of top quality products for global market place across four key categories: leisure inflatable boats, SUP and water sports clothing; inflatable and portable spas; marine inflatable boats; and distributes world-renowned yachts brands in domestic China market.

Based in southern Shanghai, China, ORPC is one of the most well-known factories in China for inflatable water recreational products. The factory contains nearly 780000 ft² of manufacturing and office space. Today, ORPC has a global presence and has a distribution network in more than 65 countries worldwide.

ORIENTAL RECREATIONAL PRODUCTS (SHANGHAI) CO., LTD

Sales Office / Capital Mall Plaza, Unit 3306-09, No. 6088 Hu Min Rd, Minhang, Shanghai, China
Headquarter / 1699 Daye Road, Fengxian, Shanghai, China



Reproduction of this catalogue in any form is strictly prohibited. All Aqua Marina® and ORPC® branded products, accessories and logos are registered trademarks of ORPC®. ORPC® reserves the right to change product designs and discontinue any product without prior notice. ©2021 Oriental Recreational Products (Shanghai) Co., LTD.



AQUA MARINA



www.aquamarina.com

WONDER IS ALL-AROUND