



 AQUA MARINA

2022 - 2023



# AQUA MARINA

wonder is all-around

## Created for Explorers. Adventurers. Wanderers.

At Aqua Marina, we are fuelled by passion to create inspirational products that drive users to pursue new experiences, explore new destinations, and discover a world worth wandering for. We encourage everyone to discover their own wonderland whether it be in the calm of a still lake or rushing down wild river rapids.

Break boundaries and experience a new way to see the world. Through extensive research, we've developed vessels packed with advanced technology to accompany you on any adventure with ease. With a continuous commitment to safety and performance, trust in the Aqua Marina name as you conquer one destination at a time. We haven't worked out how to defeat time, but together we can commit to making every moment worth remembering.

Designed with YOU in mind, we created vessels that were easy to take no matter where adventure takes you. Travel with ease with our unique carrying solutions and compact designs. Take your vessels through the smallest valleys and up to remote lakes. Aqua Marina is there with you.

Our promise to our community is that we will never stop making our products perform harder, move faster, more ergonomic, even safer, and most of all MORE FUN. Aqua Marina promises to prioritise our users' needs and wants to create products worthy of your approval.

Breath-taking places are no longer a dream. Choose your next adventure.



# JOIN AM COMMUNITY

Linda Harmelink  
Dutch



Kombi Life  
United Kingdom



Matt Buckley  
United Kingdom



Eva Bursac  
Romania



Luke Mabbott  
United Kingdom



Athena Kara  
Greece



Valerie & Alessandro  
France & Italy



Nicole Sobretacos  
United States




## JOIN US! #wonderis\_allaround

Inspired by the spirit of our community paddlers around the world, we strive to tell the incredible stories of our fellow wanderers and athletes. Share memorable adventures and join a community of explorers discovering their wonderland with Aqua Marina.



Kamelia  
Australia



Azzam Al Mannai  
Qatar

GOOM 果果  
China



Karine Halle  
Canada



Fred Muursepp  
Estonia




Familia Cuple  
Spain



Tiff T  
United States



Jens Fischer  
Germany







# AQUA INDEX MARINA

## ISUPS

### 14-17

ISUP TECHNOLOGY

### 18-23

ALL-AROUND ISUP

### 24-31

ALL-AROUND ADVANCED  
ISUP

### 32-37

TOURING ISUP

### 38-41

RACING ISUP

### 42-61

RIVER ISUP  
SURF ISUP  
WINDSURF ISUP  
MULTI-PERSON ISUP

### 62-71

FITNESS ISUP  
FISHING ISUP  
KIDS ISUP

### 72-79

ISUP QUICKFINDER  
ISUP PADDLE COLLECTION  
ISUP ACCESSORIES

## KAYAKS/ CANOES

### 82-83

KAYAK TECHNOLOGY

### 84-91

RECREATIONAL  
KAYAK / CANOE

### 92-95

TOURING KAYAK

### 96-101

VERSATILE / HYBRID KAYAK

### 102-105

ANGLING KAYAK

### 106-111

SPEED KAYAK / CANOE

### 112-115

KAYAK / CANOE QUICKFINDER  
KAYAK ACCESSORIES

## UNDERWATER JET

### 116-121

BLUEDRIVE K  
BLUEDRIVE S  
BLUEDRIVE X  
BLUEDRIVE X PRO

## BOATS

### 122-125

CATAMARAN

### 126-133

SPEED BOAT

### 134-139

AIR PLATFORM  
FISHING & SPORTS BOAT

### 140-141

BOAT QUICKFINDER  
BOAT ACCESSORIES

## APPAREL

### 142-147

PONCHO  
APPAREL  
AQUA SHOES

### 148-150

OVERVIEW



## PADDLE RESPONSIBLY

Committed to ocean health and sustainability, we have stayed passionate about encouraging our users to paddle responsibly and preserve our oceans so they can be enjoyed for years to come. We continuously strive to create more environmentally conscious products so our natural treasures can continue to thrive. New Aqua Marina boards are equipped with CIRCUPACK™ made from 100% waste plastic. Every year we aim to prevent over 3 million plastic bottles from ending up in our landfills. Let's all do our part together.





# SUSTAINABILITY INNOVATION



## Recycled Paper

We are replacing plastic packaging and packing materials with recycled paper to reduce water pollution by 35% and air pollution by 74%.

## Welding and Heat Fusion

Without the use of any glue, we utilize High Frequency Welding and Heat Fusion Technology to join two separate pieces of PVC into a single solid unit. Super strength and great for mother Earth!

## Digital Printing

We've replaced our traditional silk screen printing with industry leading Digital Printing Technology throughout our entire line up for the lowest environmental footprint.

## Eco-friendly Backpack

Our latest SUP boards come with new Aqua Marina CIRCUPACK™ made from 100% plastic waste. In using our new recycled fabric, we've reduced our water consumption by 20%, our energy by 50% and our CO2 emissions by 60%!



# EXPLORE A WORLD WITH WONDER

## INFLATABLE STAND UP PADDLE BOARD

Boundless exploration. Aqua Marina's extensive iSUP boards are ready to be your adventure companion. No matter your paddle style, there's a board tailored to your needs. Uncover a world yet to be fully explored from the deepest caves to the most serene oases. Ultra-portable, our iSUPs will accompany you wherever adventure takes you.







**RED STRAP™**

**Bold. Iconic.  
Ultra Elastic.**

Red Strap™ bungee system  
effortlessly secures cargo  
while making a statement.



**SAFS™**

**Game-changer.  
Click and Go.**

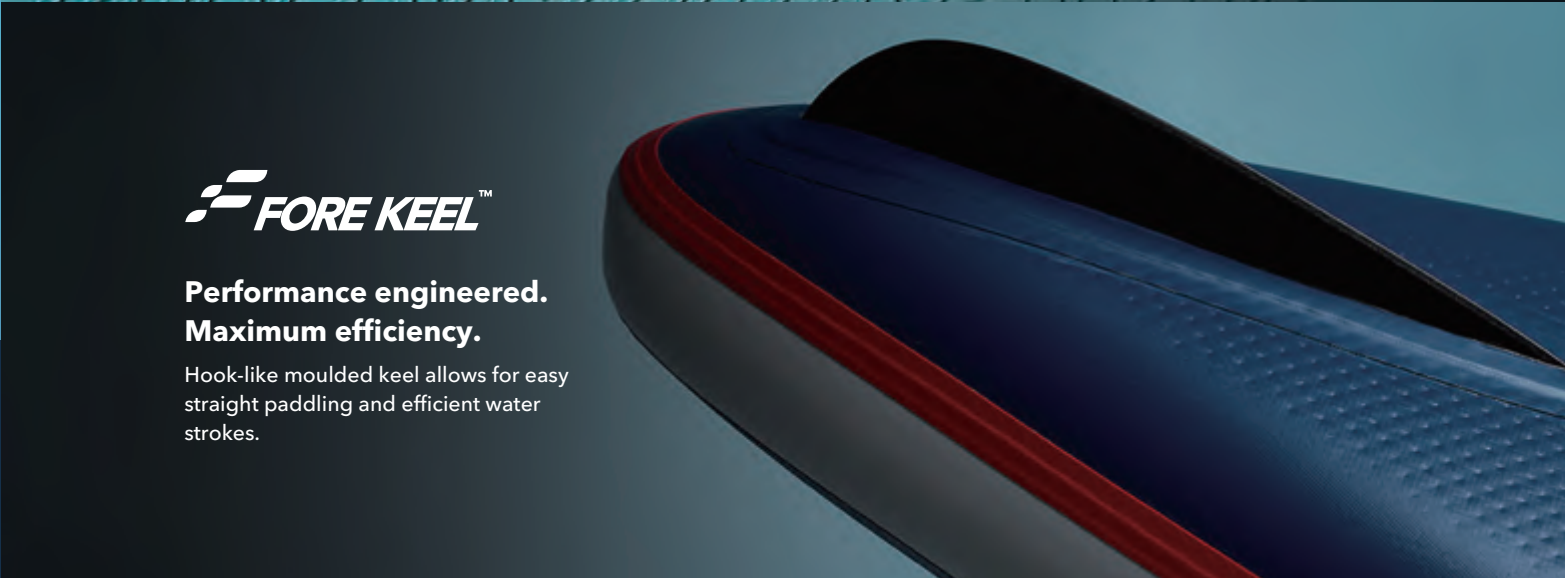
Patented Swift Attach Fin System keeps up  
with your adventure for fast and secure fin  
attachment.



**EVA PATTERN**

**Eclectic design meets  
revolutionary grip.**

New sand ripple grooved EVA footpad  
for the ultimate comfort.



**FORE KEEL™**

**Performance engineered.  
Maximum efficiency.**

Hook-like moulded keel allows for easy  
straight paddling and efficient water  
strokes.



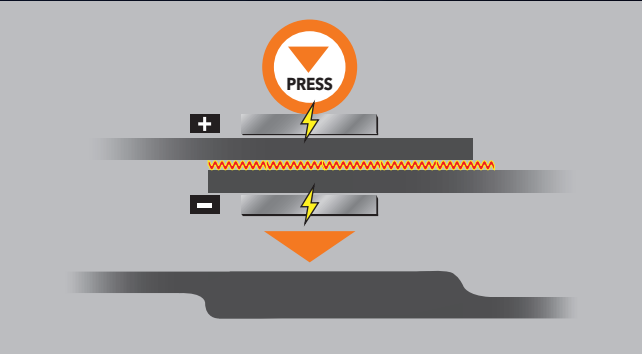
**REC EDGE™**

**Hydrodynamic sleek.**

Remoulded for cleaner back end water  
release. New rectangular rail edge  
keeps wake loss to a minimum.

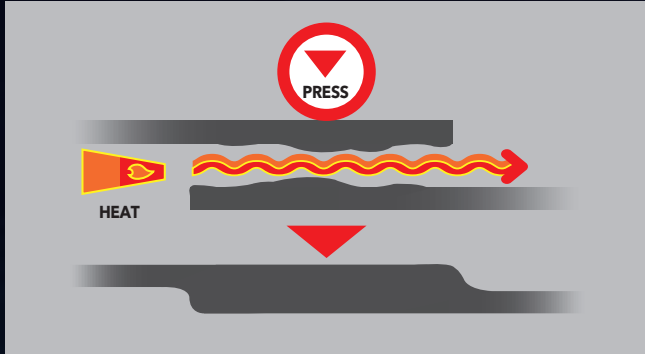


# ISUP TECHNOLOGY 2023



## HIGH FREQUENCY WELDING

We use HF (High Frequency) Welding Technology to bond together PVC layers by eletromagnetic energy. Two eletrodes create an oscillating electric field that release energy in the form of heat to make the PVC fabric melt and bond to one another. HF Welding can create very robust and hermetic seals for incredible airtightness without being harmful to the environment.




## HEAT FUSION

Aqua Marina's new inflatable Heat Fusion Technology uses a special heat welding process to join two separate pieces of reinforced PVC into a single solid unit. The welding technology not only creates stronger and longer-lasting products for our customers but a better environment for the earth.


## DOUBLE CHAMBER TECHNOLOGY

Separated heat-welded chambers provide ultra-stiffness and ensure additional safety and security for long distance exploration.



/ HYPER /

- 1 Double Wall Fabric drop stitch core
- 2 Light and printed tarpaulin layer
- 3 Double layered added chamber
- 4 Added chamber band reinforcement
- 5 First PVC rail layer
- 6 Second PVC rail layer
- 7 Extra rail-band reinforcement
- 8 Machine-pressed EVA footpad




## DROP STITCH LIGHT TECHNOLOGY

/ BREEZE, VAPOR, FUSION, MONSTER / SUPER TRIP / MEGA /  
/ DHYANA / YOGA DOCK / PEACE / DRIFT / VIBRANT /  
/ CORAL TOURING /

- 1 Double Wall Fabric drop stitch core
- 2 Light and printed tarpaulin layer
- 3 First PVC rail layer
- 4 Second PVC rail layer
- 5 Machine-pressed EVA footpad

Performance meets portability.  
Lightweight for easy transportation while providing stiffness through its drop stitch core.




## DOUBLE STRINGER TECHNOLOGY

/ CORAL / BEAST / MAGMA / ATLAS /

- 1 Compression stringers
- 2 Double Wall Fabric drop stitch core
- 3 Light and printed tarpaulin layer
- 4 First PVC rail layer
- 5 Second PVC rail layer
- 6 Extra rail-band reinforcement
- 7 Machine-pressed EVA footpad

20% more stiffness  
than our Drop Stitch Light Technology through compression stringers and additional reinforcements.



## DOUBLE LAYER TECHNOLOGY

/ RAPID / WAVE / BLADE / SUPER TRIP TANDEM /  
/ AIRSHIP RACE /

- 1 Double Wall Fabric drop stitch core
- 2 First tarpaulin layer
- 3 Second light and printed tarpaulin layer
- 4 First PVC rail layer
- 5 Second PVC rail layer
- 6 Extra rail-band reinforcement
- 7 Machine-pressed EVA footpad

Up to 30% more stiffness  
than our Drop Stitch Light Technology through its dual tarpaulin layers and additional reinforcements.



## DOUBLE LAYER QUADRUPLE STRINGER TECHNOLOGY

/ RACE / RACE ELITE /

- 1 Double Wall Fabric drop stitch core
- 2 First tarpaulin layer
- 3 Second light and printed tarpaulin layer
- 4 First PVC rail layer
- 5 Second PVC rail layer
- 6 Extra rail-band reinforcement
- 7 Quadruple compression stringers
- 8 Machine-pressed EVA footpad

Carbon fiber reinforced for superior responsiveness (RACE ELITE) while quadruple compression stringers and dual tarpaulin layers make them our stiffest boards yet.





## BREAK THE MOLD, AND FIND YOUR OWN WAY



### ALL-AROUND

Perfect for beginners and seasoned riders alike, our ALL-AROUND series was built for versatility! Our 2023 models have been re-engineered with an all new refined shape, ultra-stable construction, and plenty of additional features. Use in flat water or small waves with everything you need right out of the box! Compact, lightweight, and ultra-portable.





# ALL-AROUND

Our best-selling ALL-AROUND series features bold, eye-catching colours with aesthetic gradients sure to stand out on any waters. Inspired by nature’s shifting patterns and unique textures, we aimed for a design that would truly resonate with its surroundings. The ALL-AROUND series is budget friendly while delivering versatility and performance. Everything you need is in one compact backpack!

Remastered for 2023, the ALL-AROUND series has been upgraded for better balance with a squash tail. Featuring all new colourways while still offering incredible stability and gliding experiences, these boards are ready to explore!



**BREEZE**  
9'10"


**VAPOR**  
10'4"

**FUSION**  
10'10"

**MONSTER**  
12'0"

MODEL	BT-23BRP	BT-23VAP	BT-23FUP	BT-23MOP
LENGTH	9'10" / 300cm	10'4" / 315cm	10'10" / 330cm	12'0" / 366cm
WIDTH	30" / 76cm	31" / 79cm	32" / 81cm	33" / 84cm
THICKNESS	4.7" / 12cm	6" / 15cm	6" / 15cm	6" / 15cm
VOLUME	229L	315L	338L	390L
NET WEIGHT	16.8 lbs / 7.6 kg	18.1 lbs / 8.2 kg	19.4 lbs / 8.8 kg	22.7 lbs / 10.3 kg
MAX. PAYLOAD	220 lbs / 100 kg	308 lbs / 140 kg	330 lbs / 150 kg	374 lbs / 170 kg
MAX. AIR PRESSURE	15 psi	15 psi	15 psi	15 psi
WARRANTY	24 months	24 months	24 months	24 months

PERFORMANCE CHART



PACKAGE INCLUDES





# ALL-AROUND

The remastered BREEZE/VAPOR/FUSION/MONSTER features a broadened tail for more generous volume to cater to paddlers looking for more stability. Equipped with our latest RED STRAP™ bungee system, carry more cargo with ease and safety under its ultra-elasticity. The EVA footpad features our new sand-ripple grooving for superior grip reminiscent of sandy beaches. Choose your ideal size and get ready for your next adventure.

## HIGHLIGHTS



### RED STRAP™ BUNGEE SYSTEM

Iconic ultra elastic RED STRAP™ bungee system for effortless cargo securing



### COMFORT EVA FOOTPAD

Newly-developed sand-ripple grooving EVA footpad for ultimate comfort



### SEAT D-RING

Added stainless steel D-rings on deck pad for optional seat connection (\*Seat Optional)



### RUBBER PATCHED VALVE

Quality rubber patched air valve for premium look and better airtightness



### SLIDE-IN CENTER FIN

Removable slide-in Center Fin for toolless installation





## FIND JOY IN EVERY PADDLE

### ALL-AROUND ADVANCED

Our 2023 ALL-AROUND ADVANCED series is perfect for paddlers looking for versatility, but with additional stiffness and reinforcements than our ALL-AROUND series. The remastered series features remarkable upgrades this year including excellent stability, improved rigidity, and smoother paddling to make it truly advanced. Available in four sizes and five brilliant colour options packed into our eco-friendly CIRCUPACK™, you're sure to find one that represents your personal flair.







# CORAL

New for 2023, the CORAL is now available in two glorious colours - Night Fade and its original Raspberry. Offering smooth paddling and all-around versatility, tackle a variety of waters from flat to small waves. This performance board is lightweight while still offering superb stiffness. Driven by more than just performance, we aimed to design a truly aesthetic board featuring colour-matched accessories all packed in one compact backpack. Born to stand out, the CORAL comes with a 2-in-1 carry strap which can be used when inflated or not with ease.



**CORAL** (Raspberry)  
10'2"

**CORAL** (Night Fade)  
10'2"

MODEL	BT-23COPR / BT-23COPN
LENGTH	10'2" / 310cm
WIDTH	31" / 78cm
THICKNESS	4.7" / 12cm
VOLUME	238L
NET WEIGHT	19.8 lbs / 9.0 kg
MAX. PAYLOAD	231 lbs / 105 kg
MAX. AIR PRESSURE	15 psi
WARRANTY	24 months



## PERFORMANCE CHART



## PACKAGE INCLUDES





# ALL-AROUND ADVANCED

Re-engineered for 2023, our most popular ALL-AROUND ADVANCED Series offers the same portability and versatility you know and love, with plenty of new upgrades under the belt. Perfect for paddlers of all skill levels, these boards are ready to take on all water types for a truly all-around experience.



**BEAST**  
10'6"

**MAGMA**  
11'2"


**ATLAS**  
12'0"

MODEL	BT-23BEP
LENGTH	10'6" / 320cm
WIDTH	32" / 81cm
THICKNESS	6" / 15cm
VOLUME	312L
NET WEIGHT	20.9 lbs / 9.5 kg
MAX. PAYLOAD	308 lbs / 140 kg
MAX. AIR PRESSURE	15 psi
WARRANTY	24 months

MODEL	BT-23MAP
LENGTH	11'2" / 340cm
WIDTH	33" / 84cm
THICKNESS	6" / 15cm
VOLUME	340L
NET WEIGHT	23.1 lbs / 10.5 kg
MAX. PAYLOAD	330 lbs / 150 kg
MAX. AIR PRESSURE	15 psi
WARRANTY	24 months

MODEL	BT-23ATP
LENGTH	12'0" / 366cm
WIDTH	34" / 86cm
THICKNESS	6" / 15cm
VOLUME	398L
NET WEIGHT	26.0 lbs / 11.8 kg
MAX. PAYLOAD	396 lbs / 180 kg
MAX. AIR PRESSURE	15 psi
WARRANTY	24 months

PERFORMANCE CHART



PACKAGE INCLUDES



Eco-friendly CIRCUPACK™   Double Action Pump LIQUID AIR V2   Carbon Hybrid PASTEL Paddle   Swift Attach Center Fin   Coil Leash



# ALL-AROUND ADVANCED

Equipped with our latest RED STRAP™ bungee system, carry more cargo with ease and safety under its ultra-elasticity. Our patented Swift Attach Fin System (SAFS™) ensures you can get setup without fuss and the new tail kick pad makes it easy to manoeuvre turns. Meanwhile, awesome accessories such as a carbon and fibreglass hybrid paddle and anti-drag coil leash offer unparalleled performance!



## HIGHLIGHTS



### DOUBLE STRINGER TECHNOLOGY

Featuring full compression stringers on both sides to deliver 20% more stiffness and rigidity



### COMFORT EVA FOOTPAD

Diamond grooving sand-ripple exterior EVA footpad for ultimate grip and comfort



### SEAT D-RING

Added stainless steel D-rings on deck pad for optional seat connection (\*Seat Optional)



### TAIL KICK PAD

Bonus built-in tail kick pad allowing smooth maneuvering of cutbacks and turns



### SWIFT ATTACH FIN SYSTEM

Game-changing patented Swift Attach Fin System (SAFS™) for fast and secure fin attachment





## ENDLESS ADVENTURE

### TOURING

Ready to start your next adventure? Exploring new waters and chasing adventure has never been more exciting than with our TOURING series!

Built to go the extra mile, our range of touring boards are ready for long distance exploration, full day paddle trips, and boundless exploration. With multiple sizes and colourways to choose from, you're sure to find your next travel companion.





# HYPER

Adventure knows no boundaries with our HYPER inflatable SUP. With its sleek, modern silhouette and generous volume, you'll not only find excellent cruising efficiency and straight-line tracking, but also superior loading capacity to transport all your gear. Perfect for multi-day trips or when you're looking to explore greater distances, the HYPER is enjoyable for both first timers and seasoned paddlers alike.

New for 2023, our HYPER models are now equipped with rectangular hydrodynamic rail edges (REC Edge™) for clean water release and a FORE KEEL™ design for improved water stroke and straight-line tracking.

Where will your adventure take you?



## HYPER 11'6" / 12'6"

MODEL	BT-23HY01	BT-23HY02
LENGTH	11'6" / 350cm	12'6" / 381cm
WIDTH	31" / 79cm	32" / 81cm
THICKNESS	6" / 15cm	6" / 15cm
VOLUME	330L	370L
NET WEIGHT	25.4 lbs / 11.5 kg	27.6 lbs / 12.5 kg
MAX. PAYLOAD	330 lbs / 150 kg	374 lbs / 170 kg
MAX. AIR PRESSURE	15 psi / 10psi (Center Chamber)	15 psi / 10psi (Center Chamber)
WARRANTY	24 months	24 months



**FORE KEEL™ DESIGN**  
Hook-like moulded keel engineered for efficient water stroke and straight paddling with ease



**REC EDGE™ SYSTEM**  
Hydrodynamic rectangular rail edge for cleaner back-end water release while keeping wake loss to a minimum



**TAIL KICK PAD**  
Bonus built-in tail kick pad allowing smooth maneuvering of cutbacks and turns



**DUAL RED STRAP™ SYSTEM**  
Dual ultra elastic RED STRAP™ bungee system ideal for day trippers carrying all gear and supplies



**SEAT D-RING**  
Added stainless steel D-rings on deck pad for optional seat connection (\*Seat Optional)



**SWIFT ATTACH FIN SYSTEM**  
Game-changing patented Swift Attach Fin System (SAFS™) for fast and secure fin attachment

### DOUBLE CHAMBER TECHNOLOGY



### PERFORMANCE CHART



Go further than ever before. Available in both a 11'6" and 12'6" size with a 6" thickness, the HYPER features our Double Chamber Technology for unparalleled stiffness and stability and a flat rocker for more efficient strokes.

### PACKAGE INCLUDES







# CORAL TOURING

The CORAL TOURING board offers a unique cruising shape ideal for all trekking enthusiasts. Effortlessly cover greater distances with exceptional glide and manoeuvrability. This lighter weight touring board is perfect for calmer waters or mild waves while remaining ultra-portable. Its sleek outline features a moderate nose rocker for better control and effortless paddling.

Coming in at just 9.3kg, this board is easy to pack up into its convenient backpack to discover your next wondrous destination. New for 2023, the CORAL TOURING is now available in Night Fade, an eye-catching purple!



**CORAL TOURING**  
11'6"  
(Raspberry)


**CORAL TOURING**  
11'6"  
(Night Fade)

MODEL	BT-23CTPR / BT-23CTPN
LENGTH	11'6" / 350cm
WIDTH	31" / 79cm
THICKNESS	6" / 15cm
VOLUME	328L
NET WEIGHT	20.5 lbs / 9.3 kg
MAX. PAYLOAD	286 lbs / 130 kg
MAX. AIR PRESSURE	15 psi
WARRANTY	24 months



**CORAL TOURING Carry Strap**  
Bonus 2-in-1 carry strap refreshed with an all new fabric that is comfortable and vivid to pair harmoniously with your board

PERFORMANCE CHART



Featuring our Drop Stitch Light Technology, the CORAL TOURING is extremely transportable and lightweight while offering excellent loading capacity. It delivers superb straight tracking performance with its paralleled rail side and moulded hydrodynamic rail edge for reduced tail drag.

PACKAGE INCLUDES







## STAY AHEAD

### RACING

We've been exploring how to make our race boards stiffer and lighter, and our Double Layer Quadruple Stringer Technology is the perfect solution. Available in 12'6" and 14'0" lengths, the RACE was created for speed specialists and combines incredible speed with high efficiency, control and stability.

The RACE ELITE is the latest member to the race family, designed with a more performance-oriented shape for those focused on increasing speed in long distance events.





# RACING

The Aqua Marina RACE is available in two lengths of 12'6" and 14'0", both in a 27" width, which provides enough stability to be in control when conditions get choppy, but stays fast and slippery to cover distances quickly.

RACE ELITE is a true racing machine, specifically designed for advanced paddlers looking to focus on paddling speed while covering longer distances. Constructed with four ultra-stiff carbon fibre reinforced stringers (CFR™ Technology), this board delivers incredible rigidity and responsiveness.

Featuring a straighter outline and pointier tail to increase top speed and maximise gliding efficiency, this race champion excels at keeping the board moving in a straight line. With a reduced width of 25" and bonus EVA side rail paid, the RACE ELITE ensures improved acceleration without sacrificing on stability.




## RACE ELITE 14'0"

MODEL	BT-22RE
LENGTH	14'0" / 427cm
WIDTH	25" / 63.5cm
THICKNESS	6" / 15cm
VOLUME	330L
NET WEIGHT	24.7 lbs / 11.2 kg
MAX. PAYLOAD	330 lbs / 150 kg
MAX. AIR PRESSURE	18 psi
WARRANTY	24 months



**CARBON FIBER REINFORCEMENT**  
Carbon Fiber Reinforced (CFR™ Technology) quadruple stringers for stiffness and responsiveness



**DECK FOOTPAD**  
Non-print EVA footpad of diamond grooving crocodile skin, ensuring ultimate grip and comfort

### PERFORMANCE CHART




### RACE 12'6" / 14'0"


### PACKAGE INCLUDES



MODEL	BT-21RA01	BT-21RA02
LENGTH	12'6" / 381cm	14'0" / 427cm
WIDTH	27" / 69cm	27" / 69cm
THICKNESS	6" / 15cm	6" / 15cm
VOLUME	320L	360L
NET WEIGHT	22.5 lbs / 10.2 kg	26.5 lbs / 12.0 kg
MAX. PAYLOAD	330 lbs / 150 kg	352 lbs / 160 kg
MAX. AIR PRESSURE	18 psi	18 psi
WARRANTY	24 months	24 months



**SIDE RAIL PAD**  
Built-in side rail pad design helping riders easily find balance during high-speed paddling



**KICK PAD**  
Newly-designed tail kick pad for critical bottom turns and cutbacks



**PIN TAIL**  
Pointy tail design for longer waterline providing maximum flow and efficient glide



**BACK END DESIGN**  
Carbon fiber reinforced fiberglass racing fin for top speed potential





## RIDE THE WAVE

### RIVER

Ride the flow and conquer rivers with our RAPID. There's nothing quite like the adrenaline rush of hurtling down wild rapids, and we have just the board that's perfect for doing just that.

The generous volume, compact outline, and fixed white water mini fins provide ultimate white water performance.



# RIVER

With glide for beginner paddlers cruising streams and stability for experienced riders challenging rolling whitewater, the RAPID is all about versatility in wild water conditions.

Featuring an ample nose and curved rocker line, this robust board excels in extraordinary responsiveness to challenge whitewater rapids or surf river waves.


The generous volume convinced with a 33" width provides river touring adventurers with ultimate stability. Featuring our new ARCH EDGE™ system, the RAPID enables riders to focus on river paddling without having to look down and prevents your back foot from slipping when applying tail pressure.

Constructed with Aqua Marina's Double Layer Technology, this board is lightweight for easy transport and compact without sacrificing rigidity.



## RAPID 9'6"

MODEL	BT-22RP
LENGTH	9'6" / 289cm
WIDTH	33" / 84cm
THICKNESS	6" / 15cm
VOLUME	300L
NET WEIGHT	22.5 lbs / 10.2 kg
MAX. PAYLOAD	286 lbs / 130 kg
MAX. AIR PRESSURE	18 psi
WARRANTY	24 months



### NON-SLIP EVA FOOTPAD

Deep diamond-cut crocodile skin EVA footpad for ultimate grip and less risk of slipping off when wearing footwear



### ARCH EDGE™ TECHNOLOGY

Raised rear edge and centered arch bar helping riders focus on river paddling with quicker response



### FIVE FIN SYSTEM

Fine-tuned heavy-duty TPU fin system designed for better stability and shallow waters

### PERFORMANCE CHART



### PACKAGE INCLUDES



Zip Backpack



Double Action Pump  
LIQUID AIR V1



River Leash



Slide-in River Fin

4 Fixed Fins



## BOLD IN WAVES

### SURF

We've discovered a way for everyone to easily ride the waves with a paddle board for every water activity.

The incredible WAVE is upgraded with a narrower nose and squared tail for better manoeuvrability, making it the perfect surfboard for both beginners and intermediate surfers.





# SURF

Coming in with a stunning new look, the WAVE is designed for beginner to intermediate surf enthusiasts who want to easily catch waves and manoeuvre turns without compromising on speed.

To significantly enhance the wave-riding performance, we refreshed the WAVE outline by providing a narrower nose that is much lighter to manoeuvre through small and large waves, while a squared tail boosts turning ability. The larger nose rocker is also improved to limit nose-diving so you can catch wave after wave.

This year, we've made remarkable advances to the WAVE's fin system. Its industry leading thruster fin comes with an innovative "click and go" installation while new add-on side fins are shaped differently for use on the left and right for faster response. No matter the surf conditions, customise the WAVE for your unique needs.



**WAVE 8'8"**

MODEL	BT-22WA
LENGTH	8'8" / 265cm
WIDTH	30" / 75cm
THICKNESS	4" / 10cm
VOLUME	161L
NET WEIGHT	17.4 lbs / 7.9 kg
MAX. PAYLOAD	209 lbs / 95 kg
MAX. AIR PRESSURE	18 psi
WARRANTY	24 months



## NOSE OUTLINE & ROCKER

Narrower nose outline with a larger nose rocker to easily rotate turns



## CARRY HANDLE

Solid neoprene carry handle specifically designed for a comfortable grasp



## NON-PRINT EVA FOOTPAD

Non-print EVA footpad of diamond grooving crocodile skin, ensuring ultimate grip and comfort



## TOWING EYELET DESIGN

High-quality towing eyelets on both sides of the board



## TAIL KICK PAD

Built-in tail kick pad providing more support for reactive turning



## THRUSTER FIN SYSTEM

Easy-to-use Swift Attach Fin System (SAFS™)  
specifically designed to catch waves and  
maneuver turns

## PERFORMANCE CHART

Attribute	Dark Blue Bar Length (approx. %)	Light Blue Bar Length (approx. %)
Tracking	85	95
Maneuverability	85	95
Stability	75	85
Speed	65	75

### PACKAGE INCLUDES



### Zip Backpack



## Double Action Pump LIQUID AIR V1



### Swift Attach Surf Center Fin



### Swift Attach Surf Side Fins



## Surf Leash





## FREE YOUR MIND

### WINDSURF

Our WINDSURF collection is designed to be as practical as possible for users of all-levels. Whether you are windsurfing or standup paddleboarding, the clip-and-go system makes it easy to switch for different experiences and wind conditions.





# WINDSURF

Become a windsurfer when it gets windy!

The BLADE windsurf SUP board caters to users of all-levels and offers exceptional performance as both a standup paddleboard and windsurfing board. Upgraded with a 6” thickness, the BLADE offers two sports in one by providing excellent manoeuvrability and all-around paddle potential. It delivers unlimited fun for those who would like to conquer the wind on the water.

## BLADE 10'6"

MODEL	BT-22BL
LENGTH	10'6" / 320cm
WIDTH	33" / 84cm
THICKNESS	6" / 15cm
VOLUME	350L
NET WEIGHT	24.9 lbs / 11.3 kg
MAX. PAYLOAD	330 lbs / 150 kg
MAX. AIR PRESSURE	18 psi
WARRANTY	24 months

### PERFORMANCE CHART



### PACKAGE INCLUDES



### RIG PACK

#### MODEL

#### SAIL

#### LUFF

#### BOOM

#### MAST

#### OTHER RIG COMPONENTS

### 3.0m² Sail (Optional)

#### MODEL

3.0m² Dacron sail with PET window is light, strong and UV resistant.

9'10" (300cm).

4'4" (132cm). Boom with outhaul rope.

9'10" (300cm). 2-piece mast composite RDM.

Up-haul, mast extension, universal joint, neat zippered storage bag holds mast / boom / base / sail in one compact, easy-to-transport design.

### 5.0m² Sail (Optional)

#### MODEL

5.0m² Dacron sail with PET window is light, strong and UV resistant.

13'5" (410cm).

5'7"-6'15" (170-220cm). Boom with outhaul rope.

13'2" (400cm). 4-piece mast composite RDM.

Up-haul, mast extension, universal joint, neat zippered storage bag holds mast / boom / base / sail in one compact, easy-to-transport design.





## EXPLORE TOGETHER

### MULTI-PERSON

Whether you want to compete in events, train with your team, or just paddle with your friends and family, our MULTI-PERSON SUP series has something for every situation.

With boards ranging from perfect for two to a MEGA board taking on 7 with ease, there's a board ready for your next group activity.






# SUPER TRIP

The SUPER TRIP series makes it easy to experience stand up paddling with your loved ones, children, pets and more.

The SUPER TRIP is available in two lengths, 12'2" and 14'0", and a 32" and 34" width respectively. Offering great stability, the long parallel outlines also allow them to be quite fast. There is a large amount of space in the SUPER TRIP TANDEM so riders can also carry their belongings and gear for long-distance exploration. The new double layered TANDEM model features two valves and two pumps so both riders can participate in inflation.



**DECK FOOTPAD**  
Full deck of dot grooving EVA footpad for ultimate comfort



**CARRY HANDLE**  
Multiple solid neoprene carry handles for easy transport

SUPER TRIP  
12'2"

SUPER TRIP TANDEM  
14'0"

MODEL	BT-21ST01	BT-20ST02
LENGTH	12'2" / 370cm	14'0" / 427cm
WIDTH	32" / 82cm	34" / 86cm
THICKNESS	6" / 15cm	6" / 15cm
VOLUME	400L	500L
NET WEIGHT	24.9 lbs / 11.3 kg	34 lbs / 15.4 kg
MAX. PAYLOAD	462 lbs / 210 kg	507 lbs / 230 kg
MAX. AIR PRESSURE	15 psi	18 psi
WARRANTY	24 months	24 months

PERFORMANCE CHART



PACKAGE INCLUDES



Zip Backpack



LIQUID AIR V1 Pump  
( Super Trip x 1 )  
( Super Trip Tandem x 2 )



Slide-in Center Fin  
( Super Trip x 1 )  
( Super Trip Tandem x 2 )



# MEGA

Want to have loads of fun with all your friends?

The MEGA is the board for you. Plenty for room for you and 6 other friends to explore the water and practice coordination and team building. Tested in the toughest circumstances, the MEGA can easily be used for a fun surf, on flat water, or on river tours.



KEY FEATURES

- Stiff and stable in all water conditions
- New nose rocker for better manoeuvrability
- Integrated cargo D-rings with easily adjustable bungee cords to hold down gear
- 13 heavy-duty neoprene carry handles for easy transport and for holding on
- Easily rolled up and stored in accompanying carry bag
- 2 air valves and pumps for fast inflation and deflation
- 5 detachable fins

PERFORMANCE CHART



PACKAGE INCLUDES



MEGA 18'1"

MODEL	BT-20ME
LENGTH	18'1" / 550cm
WIDTH	60" / 152cm
THICKNESS	8" / 20cm
VOLUME	1400L
NET WEIGHT	60.6 lbs / 27.5 kg
MAX. PAYLOAD	1433 lbs / 650 kg
MAX. AIR PRESSURE	8 psi
WARRANTY	24 months



# AIRSHIP RACE

The AIRSHIP RACE is a true race board combining extreme speed with team spirit cooperation. The streamlined narrow race outline allows riders to paddle very straight in the water for great tracking and incredible acceleration. The curved nose rocker and high sides allow the 22'0" long board to rise out of the water and easily cut through waves.

The AIRSHIP RACE features eight lateral neoprene carry handles for easy transportation and quicker start in competition. It's a perfect speed machine for clubs and sports enthusiasts to use in team building, corporate events, or parties to get more people on the water.

## AIRSHIP RACE 22'0"

MODEL	BT-20AS
LENGTH	22'0" / 670cm
WIDTH	34" / 87cm
THICKNESS	8" / 20cm
VOLUME	1000L
NET WEIGHT	52.0 lbs / 23.6 kg
MAX. PAYLOAD	1014 lbs / 460 kg
MAX. AIR PRESSURE	18 psi
WARRANTY	24 months



- KEY FEATURES**
- Streamlined outline for clean and fast waterline and efficient strokes
  - Lightweight Double Layer Technology: 20%-25% of weight reduction combined with 25%-30% higher stiffness
  - Full deck and base quality printing and rail design for superior optics
  - Integrated cargo D-rings with easy-adjustable bungee cord to attach luggage
  - 8 heavy-duty neoprene carry handles for easy transportation
  - Full deck of crocodile grooving footpad for ultimate comfort
  - 2 air valves and pumps for fast inflation and deflation



### PERFORMANCE CHART



### PACKAGE INCLUDES







## EXPERIENCE TRANQUILITY

### FITNESS

Say yes to new challenges by bringing your workouts onto the water! Our FITNESS series adds an additional layer of difficulty to your typical yoga or fitness class, but we guarantee the views are worth it. Find your balance and improve your core strength while being surrounded by nature's calm serenity for a workout unlike any other.



# DHYANA

Join nature’s yoga class! The DHYANA was designed with yoga enthusiasts in mind. This ultra-versatile board has a refined shape and updated size for 2023 making it perfect for both exercise and all-around paddling. The full coverage EVA deck allows better grip as you conquer new yoga poses while the 2-in-1 carry strap offers the familiarity of carrying your yoga mat. At the end of a tough workout, enjoy its smooth glide on the water to cool down.

# YOGA DOCK

Bring the whole class onto the water with our SUP YOGA DOCK, which can dock up to 8 DHYANA boards for an intimate training season on the water. Get up close and personal with your instructor to follow their movements with ease. Are you ready to try SUP Yoga?

### KEY FEATURES

- Ultra-elastic RED STRAP™ bungee system
- Full sand-ripple deck featuring textured grooving for ultimate comfort and grip
- 2-in-1 carry strap designed for easy transport of both inflated and deflated boards (Inspired by traditional yoga mat straps, this versatile accessory will make portability a breeze.)
- Easy-to-use Swift Attach Fin System (SAFS™) for fast and secure fin attachment



### COMFORT EVA FOOTPAD

Newly-developed sand-ripple grooving EVA footpad with a total coverage of 90% of the board for ultimate comfort during fitness sessions



### SWIFT ATTACH FIN SYSTEM

Game-changing patented Swift Attach Fin System (SAFS™) for fast and secure fin attachment

MODEL	BT-23DHP	BT-23YD
LENGTH	10'8" / 325 cm	9'6" / 290 cm (Outer Diameter)
WIDTH	34" / 86.5 cm	67" / 170 cm (Inner Diameter)
THICKNESS	6" / 15 cm	4.7" / 12 cm
VOLUME	347L	470L
NET WEIGHT	21.2 lbs / 9.6 kg	31.3 lbs / 14.2 kg
MAX. PAYLOAD	341 lbs / 155 kg	485 lbs / 220 kg
MAX. AIR PRESSURE	15 psi	15 psi
WARRANTY	24 months	24 months

### PACKAGE INCLUDES

#### DHYANA



#### YOGA DOCK





# PEACE

Find your balance on the water! Take your workout anywhere you go with the PEACE floating platform. The PEACE's superior stability and 8'2" x 35" size is reminiscent of a traditional yoga mat and perfect for swimming pools and calmer waters. Up the difficulty for your core exercises while finding your inner peace.

Designed to perform, the PEACE features a full coverage EVA mat for superior grip and stability. Master your poses without the worry of misplaced footing or lack of space. With an incredible volume of 340L, you'll find there is ample room to increase your strength, core stability, proprioception, and coordination.



## KEY FEATURES

- Extra wide for better stability and room for activity
- Designed with pools and calmer waters in mind, this compact board allows you to take your exercise anywhere
- 5 heavy-duty neoprene handles to assist in tackling difficult yoga poses and building balance



PEACE  
8'2"

MODEL	BT-23PC
LENGTH	8'2" / 250 cm
WIDTH	35" / 90 cm
THICKNESS	6" / 15 cm
VOLUME	340L
NET WEIGHT	19.8 lbs / 9.0 kg
MAX. PAYLOAD	330 lbs / 150 kg
MAX. AIR PRESSURE	15 psi
WARRANTY	24 months



### Yoga Carry Strap

Bonus 2-in-1 carry strap refreshed with an all new fabric that is comfortable and vivid to pair harmoniously with your board.



### PACKAGE INCLUDES



Eco-friendly  
CIRCUPACK™



Double Action Pump  
LIQUID AIR V1



2-IN-1  
Carry Strap



# FISHING

The DRIFT features a super tough and durable drop stitch core making a trip down to your favourite fishing hole or trek down a river stress-free and easy. Offering everything you need for paddling or fishing, the DRIFT combines two of your favourite hobbies in one compact board. The optional fishing cooler is your best fishing companion for fishing expeditions.

The DRIFT's double sided rail design offers maximum stability for an ideal paddling and fishing experience. Featuring a full deck traction pad for comfort, two fishing rod holders, and the option for a removable fishing cooler with high back support, enjoy hours of fishing in comfort so you can wait for that perfect catch.

### KEY FEATURES

- All-around style and shape for good glide
- Great for all skill levels and water conditions
- Extra-large dimensions for an uninterrupted workout
- Removable slide-in Center Fin
- Full deck of crocodile grooving footpad for ultimate comfort

### PERFORMANCE CHART



### PACKAGE INCLUDES



Double side-chamber design for maximum stability during fishing experience

Equipped with 2 fishing rod holders



DRIFT  
10'10"

MODEL	BT-20DRP
LENGTH	10'10" / 330cm
WIDTH	38" / 97cm
THICKNESS	6" / 15cm
VOLUME	284L
NET WEIGHT	24.5 lbs / 11.1 kg
MAX. PAYLOAD	286 lbs / 130 kg
MAX. AIR PRESSURE	15 psi (Board) / 3 psi (Side Chambers)
WARRANTY	24 months

### DRIFT FISHING COOLER (\*OPTIONAL)



The Fishing Cooler is equipped with high-back support and a carry handle for portability. Small but mighty.

L: 20.9" (53cm) W: 12.6" (32cm) H: 13.8" (35cm)





# KIDS

It's not only adults that love stand up paddling! The VIBRANT is the perfect size for young paddlers so the whole family can get on the water!

The VIBRANT features an all-around versatile shape in one compact package. Ideal for young paddlers to set up and pack away on their own, we designed this board to be a great starter to exploring both flat waters and small waves.

Built with our Drop Stitch Light Technology and welded rails, the 8'0" VIBRANT is ultra-stiff and durable. The upgraded diamond grooving EVA footpad allows for controlled footing. Stable and easy to paddle, the VIBRANT is a great board for young paddlers to begin their water adventure!



## VIBRANT 8'0"

MODEL	BT-22VIP
LENGTH	8'0" / 244cm
WIDTH	28" / 71cm
THICKNESS	4" / 10cm
VOLUME	140L
NET WEIGHT	12.3 lbs / 5.6 kg
MAX. PAYLOAD	132 lbs / 60 kg
MAX. AIR PRESSURE	15 psi
WARRANTY	24 months



**DECK FOOTPAD**  
Non-print EVA footpad of diamond grooving crocodile skin, ensuring maximum grip and comfort



**FIN SYSTEM**  
Removable slide-in Center Fin for toolless installation

### PERFORMANCE CHART



### PACKAGE INCLUDES









# ISUP PADDLE 2023

## CARBON PRO

CARBON ISUP PADDLE / B0303015



SHAFT: 70% carbon + 30% fiberglass.  
Diam: 28.7mm.  
BLADE: 100% carbon.  
L x W: 15.7"x 7.5" (40 x 19cm).  
Area: 582cm<sup>2</sup> / 90.2 in<sup>2</sup>.  
HANDLE: Carbon T-bar handle.  
LENGTH: 70.9"-86.6" (180-220cm),  
3PCS adjustable.  
WEIGHT: 700g (24.7oz).



### T-HANDLE TECHNOLOGY



#### NYLON HANDLE

Material: Reinforced Nylon  
Anti-slip surface



#### RUBBER HANDLE

Material: Heavy-duty Rubber  
Ergonomic design, anti-slip surface



#### CARBON HANDLE

Material: 3K Carbon  
Ergonomic and ultra-light

## CARBON X


CARBON ISUP PADDLE / B0303016



The CARBON X is unprecedentedly light, stiff, and stable. Designed for speed and power during cruising and racing, the engineered paddle shaft and blade are also perfect for surfing to generate top and bottom turns.

### ANTI-TWIST DESIGN

The anti-twist groove in the top-end of the shaft allows easy length adjustment without the need for lining up.



SHAFT: 100% carbon.  
Diam: 28.7mm.  
BLADE: 100% carbon.  
L x W: 15.7" x 7.5" (40 x 19cm).  
Area: 582cm<sup>2</sup> / 90.2 in<sup>2</sup>.  
HANDLE: Carbon T-bar handle with anti-twist system.  
LENGTH: 70.9"-86.6" (180-220cm), 2PCS adjustable.  
WEIGHT: 550g (19.4oz).

## ACE

ALUMINUM PADDLE FOR KIDS / B0303622



SHAFT: Aluminum. Diam: 27mm.  
BLADE: Reinforced PP. L x W: 14.2" x 6.3" (36 x 16cm).  
Area: 502cm<sup>2</sup> / 77.8 in<sup>2</sup>.  
HANDLE: Nylon T-bar handle.  
LENGTH: 51.2"-65" (130-165cm), 3PCS adjustable.  
WEIGHT: 610g (21.5oz).

## SPORTS III

ALUMINUM ISUP PADDLE / B0303922

NEW



SHAFT: Aluminum. Diam: 29mm.  
BLADE: 70% PP +30% fiberglass. L x W: 15.7"x 7.9" (40 x 20cm).  
Area: 526cm<sup>2</sup> / 81.5 in<sup>2</sup>.  
HANDLE: Nylon T-bar handle.  
LENGTH: 68.9"-86.6"(175-220cm), 3PCS adjustable.  
WEIGHT: 1000g (35.3oz).

## PASTEL

FIBERGLASS/CARBON ISUP PADDLE

NEW

B0303923 (Navy)



B0303924 (Pink)



B0303925 (Purple)



SHAFT: 30% carbon +70% fiberglass. Diam: 29mm.  
BLADE: 60% PA +40% fiberglass. L x W: 15.7"x 7.7" (40 x 19.5cm).  
Area: 520cm<sup>2</sup> / 80.6 in<sup>2</sup>.  
HANDLE: Rubber T-bar handle.  
LENGTH: 70.9"-86.6" (180-220cm), 3PCS adjustable.  
WEIGHT: 900g (31.7oz).

## SOLID

FIBERGLASS ISUP PADDLE / B0303013



SHAFT: 100% fiberglass. Diam: 28.7mm.  
BLADE: 60% PP + 40% fiberglass. L x W: 15.7"x 8.7" (40 x 22cm).  
Area: 647cm<sup>2</sup> / 100.3 in<sup>2</sup>.  
HANDLE: Rubber T-bar handle.  
LENGTH: 70.9"-86.6" (180-220cm), 3PCS adjustable.  
WEIGHT: 950g (33.5oz).

## CARBON GUIDE

CARBON/FIBERGLASS ISUP PADDLE / B0303014



SHAFT: 70% carbon + 30% fiberglass. Diam: 28.7mm.  
BLADE: 60% PP + 40% fiberglass. L x W: 15.7"x 8.7" (40 x 22cm).  
Area: 647cm<sup>2</sup> / 100.3 in<sup>2</sup>.  
HANDLE: Rubber T-bar handle.  
LENGTH: 70.9"-86.6" (180-220cm), 3PCS adjustable.  
WEIGHT: 900g (31.7oz).





# ISUP ACCESSORIES 2023



**LIQUID AIR V1** NEW  
DOUBLE ACTION HIGH PRESSURE HAND PUMP  
B0303927

- Capacity 2.2+2.2L.
- Measurement range: 4-20psi.
- Ergonomic design for handle and pedal.
- Switch tap for single-to-double action.
- Shockproof gauge.
- Inflation and deflation.



**LIQUID AIR V2** NEW  
DOUBLE ACTION HIGH PRESSURE HAND PUMP  
B0303928

- Capacity 2.6+2.6L.
- Measurement range: 4-20psi.
- Super-ergonomic design for handle and pedal.
- Rotating switch for single-to-double action.
- High-airflow piston for an easier inflation.
- Shockproof gauge.



**LIQUID AIR V3**  
TRIPLE ACTION HIGH PRESSURE HAND PUMP  
B0303022

- Capacity 3.2+3.2L.
- Measurement range: 7-25psi.
- Switch knob to change comfortably from triple to double or single action.
- Seals and anti-sand filter for long life of pump.
- Shockproof gauge.



NEW  
**SAFETY LEASH 8'/5MM**  
B0303929

- 8'/5mm flat water safety leash.
- Heavy duty material.



NEW  
**COIL LEASH 10'/7MM**  
B0303930

- 10'/7mm flat water coil leash.
- Heavy duty material.
- Double stainless steel swivels.



**SURF LEASH 9'/6MM**  
B0303024

- 9'/6mm mellow wave surf leash.
- Heavy duty material.
- Double stainless steel swivels.



**RIVER LEASH 9'/7MM**  
B0303025

- 9'/7mm white water river leash.
- Heavy duty material.
- Double stainless steel swivels.
- Quick-release mechanism.



**SLIDE-IN CENTER FIN** NEW  
B0303934

- 8.7" x 7.3" ( 22 x 18.5cm).
- Reinforced nylon. Slide-in installation.



**SWIFT ATTACH CENTER FIN** NEW  
B0303935 (Black) / B0303936 (Pink) / B0303937 (Purple)

- 9.1" x 6.5" ( 23 x 16.5cm).
- Reinforced nylon. Swift Attach Fin System for easy secure attachment.



**SWIFT ATTACH RACING FIN** NEW  
B0303931 (Black) / B0303932 (Pink) / B0303933 (Purple)

- 9.6" x 6.5" (24.5 x 16.5 cm)
- Fiberglass reinforced nylon. Swift Attach Fin System for easy secure attachment.
- Specially designed for Touring iSUP.



**FIBERGLASS RACING FIN**  
B0303630

- 7.3" x 9.8" (18.5 x 25cm).
- Premium fiberglass material.
- US fin box system.
- Specially designed for RACE ELITE.



**RIVER FIN**  
B0302952

- 11" x 4" (26.8 x 11.4cm).
- Premium TPU material.
- Slide-in installation.
- Specially designed for shallow water.



**SURF CENTER FIN**  
B0303633

- 6.5" x 10" (16.5 x 25.5cm).
- Fiberglass reinforced nylon.
- Swift Attach Fin System for easy secure attachment.
- Specially designed for WAVE.



**SURF SIDE FIN**  
B0303632 (Left)/B0303676 (Right)

- 3.8" x 4.5" (9.6 x 11.5cm).
- Fiberglass reinforced nylon.
- Swift Attach Fin System for easy secure attachment.
- Specially designed for WAVE.



**11" DAGGER FIN**  
B0302815

- 11" x 7" (28 x 18CM).
- 50% DuPont Minlon® PA66 / 50% nylon. Super reinforced nylon resin material.
- Removable construction.



NEW  
**EP-T20 ELECTRIC PUMP**  
B0303926

- Ultra-portable and space-saving. No larger than a sheet of A4 paper.
- 12V DC electric pump up to 20psi, 144W.
- Inflates iSUP boards, kayaks, boats and air platforms.
- LED screen.
- Cigarette lighter or battery attachable.
- Inflate: 70L/min. With both inflation and deflation capabilities.



**EP-T16 ELECTRIC PUMP**  
B0303691

- 12V DC electric pump up to 16psi, 110W.
- Inflates iSUP boards, kayaks, boats and air platforms.
- LCD screen.
- Cigarette lighter or battery attachable.
- Inflate: 70L/min.



**PADDLE BAG**  
B0302774

- For 3-PIECE paddle.
- With shoulder strap for easy transport protects your paddle.



**2-IN-1 FISHING COOLER**  
B0302943

- 20.9" x 12.6" x 13.8" (53x32x35 cm). 22L.
- Outer case: Food-grade PP.
- Insulation: PU foam.
- High-back seat and easy carry handle.
- Storage time of 8 hours. Carry strap included.
- White color. Compatible with DRIFT.



**REMOVABLE SEAT**  
B0302964

- Removable seat to apply on SUP.
- Polyester material and EVA pad.
- Compatible with Breeze, Vapor, Fusion, Monster, Coral, Beast, Magma, Atlas, Hyper, Coral Touring, Super Trip Tandem.



**CAMERA ADAPTOR**  
B0302817

- Catch every moment by your action camera with this lite adaptor.
- Delivered with bolt.
- Bolt material: PC+Stainless Steel.



NEW  
**FIN ADAPTOR**  
B0304018 (New) / B0302763

- With this adaptor, the BLUEDRIVE power fin now can be applied to all SUP boards with Swift Attach Finbox or US Finbox.
- Material: PA66 + 30% GF.



**PADDLE HOLDER**  
B0302961

- This flexible Neoprene SUP paddle holder is the perfect solution to SUP on board activity.
- Dimensions: 6" x 4" (15 x 10cm).
- Neoprene 3mm fabric with Velcro strap closure.



**SUP VALVE ADAPTOR**  
B0302515

- Use your compressor or tire pump to easily reach suggested PSI within 5-10min.
- Dimensions: 1.3" x 3"(3.18 x 7.57 cm).
- Connector: PA66 + 30% GF.
- Valve nozzle : Copper + Rubber.





**Made from recycled PET bottles -**  
For every Medium CIRCUPACK™, an estimated 28 PET bottles are spared from ending up in our landfills.



### ECO-FRIENDLY CIRCUPACK™ **NEW**

- XS: B0303938 (79 x 41 x 28cm) (RACE/ RACE ELITE)
- S: B0303939 (86 x 43 x 21cm) (Grey) (VIBRANT/ BREEZE/ VAPOR/ WAVE)  
B0303940 (86 x 43 x 21cm) (Pink) (CORAL-R/ CORAL TOURING-R)  
B0303941 (86 x 43 x 21cm) (Purple) (CORAL-N/ CORAL TOURING-N)
- M: B0303942 (91 x 43 x 24cm) (FUSION/ BEAST/ SUPER TRIP)
- L: B0303943 (94 x 46 x 27cm) (MONSTER/ MAGMA/ ATLAS/ HYPER/ BLADE/ DHYANA/ DRIFT)
- XL: B0303944 (104 x 43 x 29cm) (RAPID/ PEACE/ SUPER TRIP TANDEM/ AIRSHIP RACE/ CASCADE)

- Ergonomically shaped. Padded shoulder straps.
- Perfect when walking long distances with your board, paddle, pump, and all your essential accessories.
- With a pocket inside to store fins, manuals and repair kits.
- XL: Added Velcro loops and pocket to secure pump and paddle.



### ADVANCED LUGGAGE BAG WITH ROLLING WHEEL 90L

- B0303634 (Raspberry)
- B0303635 (Blueberry)

Wheely-Backpack with easy entry zipper, padded straps, belts & accessory compartments for effortless packing and transportation.

- Measurements: 2'11" x 1'4" x 10" ( 90 × 40 × 25 cm)
- Padded shoulder straps
- Inner /outer storage pockets
- Extra belts on shoulders and hip
- Available in Raspberry and Blueberry colors.



Color

■

■

■

■

### DUFFLE BAG 50L - IPX6 **NEW**

- 50L: B0304093
- 20.5" x 13.8"H (52 x 35cmH)
  - Extra light reinforced PVC fabric
  - Waterproof grade of IPX6
  - Crossbody shoulder strap included
  - Carry handle on the side
  - Multiple strap buckles to attach towels
  - Small pocket inside to store personal supplies
  - Navy/ Aqua/ Pink/ Purple randomly mixed colors in carton



Color

■

■

■

■

### DRY BAG WITH HANDLE **NEW**

- 90L: B0304089 (17.7" x 49.2"H / 45 x 125cmH)
- 40L: B0304085 (11" x 27.6"H / 28 x 70cmH)
- 20L: B0304081 (9.4" x 23.6"H / 24 x 60cmH)



- Extra light reinforced PVC fabric
- Waterproof, folding lock system
- Two shoulder straps included
- Rubber carry handle design
- Added D-rings designed to attach the MINI 2L dry bag
- Navy/ Aqua/ Pink/ Purple randomly mixed colors in carton



Color

■

■

■

■

### DRY BAG **NEW**

- 10L: B0304077 (7.9" x 19.7"H / 20 x 50cmH)
- MINI 2L: B0304073 (4.7" x 11"H / 12 x 28cmH)
- Extra light reinforced PVC fabric
  - Waterproof, folding lock system
  - One shoulder strap included for the 10L dry bag
  - One heavy-duty buckle included for the MINI 2L dry bag
  - Navy/ Aqua/ Pink/ Purple randomly mixed colors in carton



# GET READY FOR THE NEXT ADVENTURE

## INFLATABLE KAYAK AND CANOE


Choose your player. Our wide range of inflatable kayaks combine the latest technologies with stunning, modern design. Each model is unique and carries its own persona and strengths to match whatever adventure your heart desires. Pursue new experiences and venture into new surroundings with ease and confidence!






# KAYAK TECHNOLOGY 2023


## TECHNOLOGY QUICK GUIDE




**AQUASHELL™ TECHNOLOGY**  
Heavy-duty shell fabric with special anti-UV (UPF 50+) and water-repellent coating treatment for durability




**SEAMLESS TUBE**  
Tube chamber seams are all High Frequency welded for a solid bonding strength




**ECO-PRINT™ TECHNOLOGY**  
Revolutionary digital printing technique for long-lasting graphic design and eco-friendly process



**FULLNESS DESIGN**  
Reaching fullness quickly for more carrying capacity and stability



**CO-FABRIC™ TECHNOLOGY**  
Combined shell materials for a waterproof outer hull and a more skin-friendly inner cockpit



**SEAT-RAISE SYSTEM**  
Tailored inflatable seats with 18cm thickness raise ensuring ease of paddling

### REINFORCED PVC KAYAK



- / BETTA /
- 1. Kayak fabric of durable and heavy-duty reinforced PVC
  - 2. Quality inflatable I-beam structure floor for strength & rigidity
  - 3. 2 side air chambers for stability & safety
  - 4. Comfortable PVC seat



- / STEAM / CALIBER /
- 1. Removable high-tensile and rigid DWF PVC deck of 7cm thickness for better stability and rigidity
  - 2. 2 side horizontal tube design makes the kayak stable and safe
  - 3. Kayak fabric of durable and premium reinforced PVC

### HEAVY-DUTY PVC KAYAK



- / LAXO /
- 1. Floor cover and top hull of side chambers constructed of durable polyester hull covers for long lasting UV protection
  - 2. Heavy-duty PVC made side and floor air chambers
  - 3. Flat bottom floor for generous space, outstanding tracking ability and great stability



- / MEMBA /
- 1. Durable polyester hull covers for long lasting UV protection
  - 2. Heavy-duty PVC made side air chambers
  - 3. Ultra stiff drop-stitched double wall fabric made floor for being faster on the water for longer distances

### HIGH PRESSURE KAYAK / CANOE



- / TOMAHAWK /
- 1. Drop-stitch PVC fabric, 7cm thickness
  - 2. Drop-stitch inflatable deck with a 7cm thickness
  - 3. Multiple D-rings on the side tubes allow seat position adjusting
  - 4. Premium high-back seat with EVA cushion




- / CASCADE /
- 1. Main board and hull chamber, made of drop-stitch PVC fabric, 20cm thickness
  - 2. Removable center deck chamber, made of drop-stitch PVC fabric, 7cm thickness
  - 3. Detachable high-back seat with EVA cushion

### CO-FABRIC™ INNOVATIVE CANOE

#### CO-FABRIC MADE CANOE WITH I-BEAM CONSTRUCTION

Constructed entirely of I-beam chambers, the RIPPLE is super stable and comfortable with enhanced gear storage. The innovative CO-FABRIC™ Technology breaks boundaries by combining different materials of different properties into one. The super-tough reinforced PVC material is completely waterproof, keeping the internal hull dry in the water. The heavy-duty inner polyester fabric is comfortable and skin friendly for longer journeys.



- / RIPPLE /
- 1. Super-tough reinforced PVC material for better scratch-resistance
  - 2. Ultra-light durable polyester fabric for long-lasting UV protection and skin-friendly touch
  - 3. Quality welded I-beam structure side and floor air chambers for strength and rigidity
  - 4. Premium high-back seat with 18cm inflatable cushion for comfort





## FUN AROUND

### RECREATIONAL KAYAK / CANOE

Unleash the fun with your loved ones on a leisurely weekend surrounded by nature. Our affordable and lightweight recreational kayaks and canoes are designed for up to three persons. Perfect for flat or mellow waters, these kayaks/canoes offer balance and stability with excellent tracking.





# BETTA

The BETTA was designed to provide fun for family and friends in a variety of water conditions. Constructed of reinforced PVC material, these lightweight kayaks are low-maintenance boats perfect for riders looking to get onto the water faster and take on a variety of water conditions.

The BETTA features a stunning colour inspired by nature while its iconic shape allows it to stand out from the crowd. Enjoy weekend trips on lakes and rivers and explore together.

### TECHNICAL FEATURES

- **SEAMLESS TUBE**  
Tube chamber seams are all High Frequency welded for a solid bonding strength
- **V-CONE PROTECTION**  
Hard V-cone protection on both stem and stern for anti-collision purpose
- **SPLASH GUARD**  
Water splash guard bow protecting the cockpit
- **FOOTREST SUPPORT**  
Adjustable supporting footrest for a comfortable journey
- **DRAIN VALVE**  
Superfast 1+2/1+4 self-bailing valves can be left open for quick water drainage in whitewater and ocean kayaking or closed for flat-water paddling



**BETTA**  
10'3"

**BETTA**  
13'6"

**BETTA**  
15'7"

MODEL	BE-312	BE-412	BE-475
LENGTH	10'3" / 312cm	13'6" / 412cm	15'7" / 475cm
WIDTH	31" / 80cm	31" / 80cm	31" / 80cm
MAX. PASSENGER	1	2	3
NET WEIGHT	18.7 lbs / 8.5 kg	26 lbs / 11.8 kg	33.1 lbs / 15 kg
MAX. PAYLOAD	242 lbs / 110 kg	396 lbs / 180 kg	507 lbs / 230 kg
AIR CHAMBERS	2+1	2+1	2+1
DRAIN VALVES	1+2 self bailing	1+4 self bailing	1+4 self bailing
WARRANTY	12 months	12 months	12 months

### PACKAGE INCLUDES



Carry Bag

11" Foot Pump

PVC Seat  
(BE-312 x 1 / BE-412 x 2 / BE-475 x 3)

KP-1 Kayak Paddle  
(BE-312 x 1 / BE-412 x 2 / BE-475 x 3)

Kayak Fin x 2

### USER-FRIENDLY HIGHLIGHTS

- GEAR CAPACITY**  
Generous deck space for improved gear capacity
- CARRY HANDLE**  
Front, rear and center rubber carry handles for easy transport
- SAFETY ROPE**  
Designed for easy grasp when falling in the water
- D-RING**  
Multiple strap D-rings allow seat position adjustment
- VALVE**  
High pressure recessed valve for quick inflation and deflation
- FIN SYSTEM**  
High performance two center fins for excellent straight-line tracking





# LAXO

The LAXO features a revolutionary protective hull fabric (AQUASHELL™ technology). Available in lengths for up to three riders, the LAXO is ideal for exploring lakes and gentle rivers with its excellent balance and tracking.

### USER-FRIENDLY HIGHLIGHTS

- GEAR CAPACITY**  
Generous deck space for improved gear capacity
- CARRY HANDLE**  
Front, rear and center rubber carry handles for easy transport
- D-BUCKLE**  
Multiple strap D-buckles allow seat position adjustment
- BOSTON VALVE**  
Durable one-way Boston valve for easy inflation and deflation
- SEAT SYSTEM**  
Premium high-backrest seat with EVA cushion and storage pockets
- FIN SYSTEM**  
High performance two center fins for excellent straight-line tracking
- BACKPACK**  
Functional zip backpack wrapping everything inside for a kayak tour



ECO-PRINT



LAXO  
9'4"

LAXO  
10'6"


LAXO  
12'6"

MODEL	LA-285	LA-320	LA-380
LENGTH	9'4" / 285cm	10'6" / 320cm	12'6" / 380cm
WIDTH	35" / 90cm	35" / 90cm	35" / 90cm
MAX. PASSENGER	1	2	2+1
NET WEIGHT	25.4 lbs / 11.5 kg	26.5 lbs / 12 kg	38.6 lbs / 17.5 kg
MAX. PAYLOAD	242 lbs / 110 kg	396 lbs / 180 kg	462 lbs / 210 kg
AIR CHAMBERS	2+1	2+1	2+1
DRAIN VALVES	1	1	1
WARRANTY	12 months	12 months	12 months

### PACKAGE INCLUDES



Kayak Backpack      11" Foot Pump      Kayak Seat  
(LA-285 x 1 / LA-320 x 2 / LA-380 x 3)      KP-1 Kayak Paddle  
(LA-285 x 1 / LA-320 x 2 / LA-380 x 2)      Kayak Fin x 2



### TECHNICAL FEATURES

- AQUASHELL™ TECHNOLOGY**  
Heavy-duty shell fabric with special anti-UV and water-repellent treatment for durability
- ECO-PRINT™ TECHNOLOGY**  
Revolutionary digital printing technique for long-lasting graphic design and eco-friendly process
- SPLASH GUARD**  
Water splash guard bow protecting the cockpit
- CARGO BUNGEE**  
Adjustable cargo bungee system to easily fasten the luggage



# RIPPLE

Get inspired with our innovative RIPPLE canoe. Designed with avid paddlers and campers in mind, the RIPPLE can accommodate all your weekend gear so you can focus on exploring.

The RIPPLE is a recreational 2 to 3 person canoe with enhanced gear capacity. Constructed from CO-FABRIC™ Technology and a long waterline, the RIPPLE is a true lightweight canoe with excellent portability. Combining straight tracking performance and portability, this canoe is ultra-stable and ultra-comfortable. The RIPPLE is a reliable choice for your next trip to remote locations and new adventures on the water.

### TECHNICAL FEATURES

- **CO-FABRIC™ TECHNOLOGY**  
Combined shell materials for a waterproof outer hull and a more skin-friendly inner cockpit
- **AQUASHELL™ TECHNOLOGY**  
Heavy-duty shell fabric with special anti-UV and water-repellent treatment for durability
- **FULLNESS DESIGN**  
Reaching fullness quickly for more carrying capacity and stability
- **SPLASH GUARD**  
Water splash guard bow protecting the cockpit
- **CARGO BUNGEE**  
Adjustable cargo bungee system to easily fasten the luggage
- **SEAT-RAISE SYSTEM**  
Tailored inflatable seats ensuring ease of paddling



## RIPPLE 12'2"

MODEL	RI-370
LENGTH	12'2" / 370cm
WIDTH	33" / 85cm
MAX. PASSENGER	3
NET WEIGHT	40.8 lbs / 18.5 kg
MAX. PAYLOAD	507 lbs / 230 kg
AIR CHAMBERS	2+1
DRAIN VALVES	1
WARRANTY	12 months

 **FULLNESS**

 **CO-FABRIC**

 **SEAT-RAISE**



### PACKAGE INCLUDES

  
Kayak Backpack

  
11" Foot Pump

  
Cushion Seat x 3

  
RIPPLE-TECH x 2  
Kayak & Canoe Convertible

  
Kayak Fin x 2



### USER-FRIENDLY HIGHLIGHTS

- GEAR CAPACITY**  
Generous deck space for improved gear capacity
- CARRY HANDLE**  
Front, rear and center rubber carry handles for easy transport
- D-BUCKLE**  
Multiple strap D-buckles allow seat position adjustment
- BOSTON VALVE**  
Durable one-way Boston valve for easy inflation and deflation
- FIN SYSTEM**  
High performance two center fins for excellent straight-line tracking
- BACKPACK**  
Functional zip backpack wrapping everything inside for a kayak tour





## EXPLORE MORE

### TOURING KAYAK

Trekking isn't just for the land. Our Touring Kayaks were designed for long range on water expeditions with ample storage space for gear and extras. Developed with paddling efficiency in mind, these kayaks are ideal for venturing into calm lakes and gentle rivers.










# MEMBA


Featuring a sleek, curved, touring shape, the MEMBA series excels in tracking and speed with its extra-long waterline. Perfect for adventurers looking for an efficient long-distance touring kayak.

Constructed from our signature AQUASHELL™ fabric, the refreshed MEMBA kayaks are ultra-durable with anti-UV protection on hull covers with long-lasting graphics through advanced digital printing.

The low rocker hull design, when combined with the stiff high-pressure drop-stitch deck, results in more glide, better tracking and effortless paddling. Weighing only 13.4kg and 17.0kg for solo and tandem models respectively, the MEMBA can be neatly packed into its newly-designed backpack for easy storage and portability.

### TECHNICAL FEATURES

- **AQUASHELL™ TECHNOLOGY**  
Heavy-duty shell fabric with special anti-UV and water-repellent treatment for durability
- **ECO-PRINT™ TECHNOLOGY**  
Revolutionary digital printing technique for long-lasting graphic design and eco-friendly process
- **DROP-STITCH DECK**  
Removable 7cm drop-stitch high pressure floor for ultimate stability and rigidity
- **STREAMLINED DESIGN**  
Sleek, curved, streamlined shape for good tracking performance
- **DECK SHIELD™**  
Water shield preventing splash from flowing backwards to the cockpit
- **CARGO BUNGEE**  
Adjustable cargo bungee system to easily fasten the luggage
- **DRAIN VALVE**  
Superfast 1+2 self-bailing valves can be left open for quick water drainage in whitewater and ocean kayaking or closed for flat-water paddling



### USER-FRIENDLY HIGHLIGHTS

- PADDLE HOLDER**  
Velcro paddle holder design for easy paddle lock
- CARRY HANDLE**  
Front, rear and center rubber carry handles for easy transport
- D-BUCKLE**  
Multiple strap D-buckles allow seat position adjustment
- VALVE**  
High pressure recessed valve for quick inflation and deflation
- SEAT SYSTEM**  
Premium high-backrest seat with EVA cushion and storage pockets
- FIN SYSTEM**  
High performance two center fins for excellent straight-line tracking
- HAND PUMP**  
Upgraded gauged pump for easy and accurate inflation
- BACKPACK**  
Functional zip backpack wrapping everything inside for a kayak tour



ECO-PRINT



MEMBA  
10'10"



MEMBA  
12'10"

MODEL	ME-330	ME-390
LENGTH	10'10" / 330cm	12'10" / 390cm
WIDTH	35" / 90cm	35" / 90cm
MAX. PASSENGER	1	2
NET WEIGHT	29.5 lbs / 13.4 kg	37.5 lbs / 17.0 kg
MAX. PAYLOAD	242 lbs / 110 kg	396 lbs / 180 kg
AIR CHAMBERS	2+1	2+1
DRAIN VALVES	1+2	1+2
WARRANTY	12 months	12 months

### PACKAGE INCLUDES



Kayak Backpack



16" Hand Pump



Kayak Seat  
(ME-330 x 1 / ME-390 x 2)



KP-1 Kayak Paddle  
(ME-330 x 1 / ME-390 x 2)



Kayak Fin x 2





## PADDLE FREELY

### VERSATILE / HYBRID KAYAK

Our versatile and hybrid kayak series was created for all-around use and are designed to be rugged enough to tackle a variety of water conditions. No matter where adventure takes you, they meet your needs. Take them anywhere in their light backpacks and seek boundless exploration.











# STEAM

The STEAM is a premium choice for all types of paddling. Perfect for both performance touring adventurers and mild river running lovers. Featuring an ultra-durable welded tube construction and a high-density drop-stitch floor, these open cockpit inflatable kayaks are extremely rigid and responsive.

With a more streamlined outline, the latest STEAM has been optimised for improved hull speed and better tracking performance. Other river-specific features have also made these rugged kayaks tough enough to tackle class III whitewater. The STEAM is an all-around champion capable of handling any type of adventure, sleeker and faster than ever before!

### TECHNICAL FEATURES

- **SEAMLESS TUBE**  
Tube chamber seams are all High Frequency welded for a solid bonding strength
- **DROP-STITCH DECK**  
Removable 7cm drop-stitch high pressure floor for ultimate stability and rigidity
- **STREAMLINED DESIGN**  
Sleek, curved, streamlined shape for good tracking performance
- **V-CONE PROTECTION**  
Hard V-cone protection on both stem and stern for anti-collision purpose
- **DECK SHIELD™**  
Water shield preventing splash from flowing backwards to the cockpit
- **CARGO BUNGEE**  
Adjustable cargo bungee system to easily fasten the luggage
- **FOOTREST SUPPORT**  
Adjustable supporting footrest for a comfortable journey
- **DRAIN VALVE**  
Superfast 1+8/1+16 self-bailing valves can be left open for quick water drainage in whitewater and ocean kayaking or closed for flat-water paddling



### USER-FRIENDLY HIGHLIGHTS

- CARRY HANDLE**  
Front, rear and center rubber carry handles for easy transport
- D-RING**  
Multiple strap D-rings allow seat position adjustment
- VALVE**  
High pressure recessed valve for quick inflation and deflation
- SEAT SYSTEM**  
Premium high-backrest seat with EVA cushion and storage pockets
- FIN SYSTEM**  
High performance two center fins for excellent straight-line tracking
- DRY BAG**  
10L dry bag keeping personal belongings dry and safe
- HAND PUMP**  
Upgraded gauged pump for easy and accurate inflation
- BACKPACK**  
Functional zip backpack wrapping everything inside for a kayak tour



STEAM  
10'3"

STEAM  
13'6"

MODEL	ST-312	ST-412
LENGTH	10'3" / 312cm	13'6" / 412cm
WIDTH	35" / 90cm	35" / 90cm
MAX. PASSENGER	1	2
NET WEIGHT	25.4 lbs / 11.5 kg	34.2 lbs / 15.5 kg
MAX. PAYLOAD	242 lbs / 110 kg	396 lbs / 180 kg
AIR CHAMBERS	2+1	2+1
DRAIN VALVES	1+8 self bailing	1+16 self bailing
WARRANTY	12 months	12 months

### PACKAGE INCLUDES





# CASCADE

Life is about discovering the unknown and trying something new. The CASCADE was created for just that. This hybrid watercraft takes advantage of both SUP and kayak benefits, being very portable and ultra-versatile. It meets the needs of all paddle beginners who are ready to journey into the lake, river and ocean.

With the new CASCADE, adventures in nature will be unlike any other. Combining kayaking and stand up paddle boarding into one compact board, this 35" wide SUP/kayak is ultra stable and ready for adventure. The 8" thickness allows maximum volume that caters to those carrying gear for long-distance exploration. The unique cockpit design, coming with our signature kayak spray skirt, allows the CASCADE to be easily switched from a sit-on-top kayak to a sit-inside one for high speed kayaking. Constructed with our Drop Stitch Light Technology, the CASCADE combines great portability with incredible stiffness.



**CONSTRUCTION**  
Double-chamber construction tactically designed for SUP-Kayak switch, creating a standing tray and a cockpit



**BUNGEE SYSTEM**  
Featuring double cargo net and adjustable bungee cord stopper, ideal for carrying all gear and supplies




**SEAT SYSTEM**  
Stainless steel D-rings and Velcro design for durable padded seat connection



**KAYAK SPRAY SKIRT**  
Easy-adjustable kayak spray skirt design permits convenient installation



**DRAIN VALVE**  
Integrated superfast self-bailing drain valve design



**FIN SYSTEM**  
Removable slide-in twin fin system for added directional stability



## CASCADE 11'2"

MODEL	BT-21CAP
LENGTH	11'2" / 340cm
WIDTH	35" / 89cm
THICKNESS	8" / 20cm
MAX. PASSENGER	1
VOLUME	470L
NET WEIGHT	28.7 lbs / 13 kg
MAX. PAYLOAD	485 lbs / 220 kg
AIR CHAMBERS	1+1
DRAIN VALVES	1
WARRANTY	12 months

### PERFORMANCE CHART



### PACKAGE INCLUDES







## INTO THE WILD

### ANGLING KAYAK

Jump into the wilderness and explore untapped fishing holes. Carefully engineered with the innovative wildlife explored in mind, our ANGLING KAYAKS are perfect for fishing enthusiasts looking to venture beyond. Combine your two favourite activities in one awesome experience.



# CALIBER

Multi-taskers rejoice! This power kayak is a true chameleon, able to adapt to your needs whether it be paddling or fishing and from solo to tandem expeditions. In SOLO MODE, the CALIBER offers a stable and spacious platform for you to sit or stand and plenty of space to carry fishing gear and catches of the day. Want to bring a friend? Easily swap into TANDEM MODE for an unforgettable kayak experience in all water conditions.



## CALIBER 13'1"

MODEL	CA-398
LENGTH	13'1" / 398cm
WIDTH	39" / 98cm
WEIGHT	40.3lbs / 18.3 kg
MAX. PAYLOAD	396 lbs / 180 kg
MAX. PASSENGER	2
AIR CHAMBERS	2+1
DRAIN VALVES	1+4 self bailing
WARRANTY	12 months

### PACKAGE INCLUDES



Kayak Backpack    16" Hand Pump    Fishing Seat    Cup Holder    Kayak Fin x 2



We had comfort in mind. Coming in at 13 feet long and offering a max. payload of 180kg, the CALIBER has large welded side chambers for added stability and a drop-stitch floor for rigidity. The streamlined outline offers excellent tracking and superior glide.



### FOLDABLE FISHING SEAT

Foldable aluminum fishing seat speically developed for long-duration back support



### DUAL FOOTREST SYSTEM

2 sets of fixing straps strategically placed for adjusting the footrest in both solo or tandem mode



### COMFORT EVA FOOTPAD

Diamond grooving sand-ripple exterior EVA footpad for ultimate grip and comfort




### V-CONE PROTECTION

Hard V-cone protection on both stem and stern for anti-collision purpose



### DECK SHIELD™ DESIGN

Water shield preventing splash from flowing backwards to the cockpit



### FISH RULER

Featuring a discrete 30-inch fishing ruler to make measuring a breeze



### UNIVERSAL MOUNT BASE

Equipped for easy mounting of after-market accessories like POV cameras, rod holders, fish finders and much more



### PADDLE HOLDER

Velcro paddle holder design for easy paddle lock and to free your hands during fishing (\*Paddle Excluded)



### CUP HOLDER

New AQUA MARINA cup holder compatible with both small cans and large water bottles







## PACE SETTER

### SPEED KAYAK / CANOE

Built for speed, built for adventure. Our high-pressure drop-stitch speed series was made with performance in mind. Cut through waves and take on rough waters with ease as these kayaks and canoes boast incredible rigidity and tracking ability. Fit for the daring adventurers, discover a premium paddling journey unlike any other with our TOMAHAWK line-up.



# TOMAHAWK AIR-K

Our 2023 TOMAHAWK series has been refreshed with a new marine-style colour way. Its modern design and stunning finishes are sure to command attention on any waters. More than just a pretty exterior, the TOMAHAWK AIR-K has a need for speed. For the bold adventurers at heart, the AIR-K is your perfect companion to go further and faster than ever before.

Carefully engineered to optimise speed and efficiency while maintaining comfort and stability, the AIR-K provides remarkable tracking and performance yet handles turns quickly and with ease. V-shape moulded keels under the bow and stern provide superior tracking. Fully constructed with our Drop Stitch Light Technology, you'll find impeccable quality, ultra-rigidity, and stability in one streamlined vessel.

### KEY FEATURES

- Stiffer and faster than any traditional inflatable kayaks
- 3 separated air chambers for additional safety in long-distance adventures
- Adjustable footrest design for a comfortable journey
- Premium adjustable kayak seat with high backrest, spongy cushion and multiple storage pockets
- Water splash guard bow on both bow and stern



### AIR-K 375 12'4"

MODEL	AIR-K 375
LENGTH	12'4" / 375cm
WIDTH	28" / 72cm
WEIGHT	36.6 lbs / 16.6 kg
MAX. PASSENGER	1
MAX. PAYLOAD	282 lbs / 128 kg
AIR CHAMBERS	3
DRAIN VALVES	2
AIR PRESSURE	10 psi
DROP-STITCH THICKNESS	2.8" / 7cm
WARRANTY	12 months

### AIR-K 440 14'5"

AIR-K 440
14'5" / 440cm
31" / 78cm
44.8 lbs / 20.3 kg
2
462 lbs / 210 kg
3
2
10 psi
2.8" / 7cm
12 months



#### MOULDED KEEL

Moulded keel under both bow and stern for remarkable water stroke efficiency



#### SAFETY GRAB ROPE

Safety grab rope design for easy grasp



#### DRAIN VALVE DESIGN

2 superfast self-bailing valves for fast water drainage

### PACKAGE INCLUDES



Eco-friendly  
CIRCUPACK™



Double Action Pump  
LIQUID AIR V1



Kayak Seat  
(AIR-K 375 x 1 / AIR-K 440 x 2)



Kayak Fin x 2




# TOMAHAWK AIR-C

Ready to go the distance! The TOMAHAWK AIR-C not only sports a stunning and modern design, but is driven by performance. Our revolutionary inflatable canoe is 40% lighter than hard canoes without sacrificing on delivery. Perfect for long distances with its large loading capacity, you can easily trek with 2 to 3 people and still have ample room for storage.

Created for explorers, the ultra-stable and rigid long waterline is great for tracking with its moulded keels. Our 2023 AIR-C has also been upgraded to include three additional drop-stitch cushions to raise the seat and provide unparalleled comfort. This versatile 2 to 3 person canoe is ready for your next adventure right out of the box!


### KEY FEATURES

- Super light, 40% lighter than a traditional hard canoe of the same class
- Moulded keel under bow and stern for remarkable tracking performance and efficient strokes
- Extra-long hull waterline for higher paddling speed
- Premium adjustable kayak seat with high backrest, spongy cushion and multiple storage pockets
- High-performance fin system for excellent tracking



#### COMFORT EVA FOOTPAD

Diamond grooving sand-ripple exterior EVA footpad for ultimate grip and comfort



#### INFLATABLE KEEL

Patented inflatable keel design for improved tracking performance



#### SEAT-RAISE CUSHION

Tailored inflatable drop-stitch seat cushions ensuring ease of paddling



### AIR-C 15'8"

MODEL	AIR-C
LENGTH	15'8" / 478cm
WIDTH	35" / 88cm
WEIGHT	54.5 lbs / 24.7 kg
MAX. PASSENGER	3
MAX. PAYLOAD	573 lbs / 260 kg
AIR CHAMBERS	3+2
DRAIN VALVES	2
AIR PRESSURE	10 psi
DROP-STITCH THICKNESS	2.8" / 7cm
WARRANTY	12 months

### PACKAGE INCLUDES




Eco-friendly CIRCUPACK™



Double Action Pump LIQUID AIR V1



Canoe Seat x 3



Seat-raise Cushion x 3




Canoe Fin x 2





# QUICKFINDER

## INFLATABLE KAYAKS & CANOES

								
MODEL	BE-312 BE-412 BE-475	LA-285 LA-320 LA-380	RI-370	ME-330 ME-390	ST-312 ST-412	BT-21CAP	CA-398	AIR-K 375 AIR-K 440 AIR-C
SIZES IN / CM	10'3"×31" / 312×80 13'6"×31" / 412×80 15'7"×31" / 475×80	9'4"×35" / 285×90 10'6"×35" / 320×90 12'6"×35" / 380×90	12'2"×33"×16" 370×85×40	10'10"×35" / 330×90 12'10"×35" / 390×90	10'3"×35" / 312×90 13'6"×35" / 412×90	11'2"×35"×8" 340×89×20	13'1"×39" 398×98	12'4"×28" / 375×72 14'5"×31" / 440×78 15'8"×35" / 478×88
CATEGORY	RECREATIONAL KAYAK / CANOE			TOURING KAYAK	VERSATILE KAYAK	SUP-KAYAK HYBRID BOARD	ANGLING KAYAK	SPEED KAYAK / CANOE
CHARACTER	Low-maintenance easy-to-paddle craft for easy weekend trips or poking around the lakes and rivers.	Ideal for beginners looking for ease of entry and exit on shorter trips or for exploring lakes and gentle rivers.	Recreational 2/3-person canoe perfect for family paddlers carrying full gear for a weekend outing or for camping lovers cruising over calm waters.	Perfect for adventurers looking for an efficient long-distance touring kayak that excels in tracking and speed.	A premium choice for all types of paddling in various water conditions. Perfect for both performance touring adventurers and river running (Class III) lovers.	Perfect for the big fan of paddle boarding as well as kayaking. Being versatile for both high-speed cruising and recreational touring.	Created for our multi-taskers, this is a truly multi-use kayak capable of freely switching between paddling and fishing expeditions, or from solo to tandem mode.	Ideal for high speed cruising with a light load but also capable for casual medium length trip.
MAX. PASSENGER	1 / 2 / 3	1 / 2 / 2+1	3	1 / 2	1 / 2	1	2	1 / 2 / 3
MAX. PAYLOAD	242 lbs / 110 kg 396 lbs / 180 kg 507 lbs / 230 kg	242 lbs / 110 kg 396 lbs / 180 kg 462 lbs / 210kg	507 lbs / 230 kg	242 lbs / 110 kg 396 lbs / 180 kg	242 lbs / 110 kg 396 lbs / 180 kg	485 lbs / 220 kg	396 lbs / 180 kg	282 lbs / 128 kg 462 lbs / 210 kg 573 lbs / 260 kg
NET WEIGHT	18.7 lbs / 8.5 kg 26 lbs / 11.8 kg 33.1 lbs / 15 kg	25.4 lbs / 11.5 kg 26.5 lbs / 12.0 kg 38.6 lbs / 17.5 kg	40.8 lbs / 18.5 kg	29.5 lbs / 13.4 kg 37.5 lbs / 17.0 kg	25.4 lbs / 11.5 kg 34.2 lbs / 15.5 kg	28.7 lbs / 13.0 kg	40.3 lbs / 18.3 kg	36.6 lbs / 16.6 kg 44.8 lbs / 20.3 kg 54.5 lbs / 24.7 kg
AIR CHAMBERS	2+1	2+1	2+1	2+1	2+1	1+1	2+1	2+1 / 2+1 / 2+1+2
DRAIN VALVES	1+2 self bailing 1+4 self bailing 1+4 self bailing	1	1	1+2 self bailing	1+8 self bailing 1+16 self bailing	1	1+4 self bailing	2
AIR PRESSURE	1.45 psi	1 psi	1 psi	1 psi / 4.35 psi (DWF Floor)	1.45 psi / 4.35 psi (DWF Floor)	15 psi / 10 psi (Center Deck)	1.45 psi / 8 psi (DWF Floor)	10 psi
KAYAK PADDLE	1 / 2 / 3 (KP-1)	1 / 2 / 2 (KP-1)	2 (RIPPLE-TECH)	1 / 2 (KP-1)	/	1 (DUAL-TECH)	/	/
WARRANTY	12 months	12 months	12 months	12 months	12 months	12 months	12 months	12 months



KAYAK PADDLE 2023

KP-1  
ALUMINUM KAYAK PADDLE / B0303078



SHAFT: Aluminum.  
Diam: 29mm.  
BLADE: 85% PP + 15% fiberglass.  
LENGTH: 90.6" (230cm), 4-piece.  
WEIGHT: 1050g (37.0oz).

KP-2  
FIBERGLASS KAYAK PADDLE / B0303017




SHAFT: 100% fiberglass.  
Diam: 29mm.  
BLADE: 85% PP + 15% fiberglass.  
LENGTH: 90.6" (230cm), 4-piece.  
WEIGHT: 1000g (35.3oz).

KP-3  
CARBON KAYAK PADDLE / B0303018




SHAFT: 30% carbon + 70% fiberglass.  
Diam: 29mm.  
BLADE: 100% carbon.  
LENGTH: 90.6" (230cm), 4-piece.  
WEIGHT: 940g (33.2oz).

DUAL-TECH  
2-IN-1 ADJUSTABLE ALUMINUM ISUP & KAYAK PADDLE  
(3-4 PIECE) / B0303011



SHAFT: Aluminum.  
Diam: 29mm.  
BLADE: 70% PP + 30% fiberglass.  
L x W: 15.7"x 7.9" (40 x 20cm).  
LENGTH: 3-piece iSUP paddle: 68.9"-86.6" (175-220cm); 4-piece Kayak paddle: 236cm (92.9").  
WEIGHT: 1580 (55.7oz).

RIPPLE-TECH  
2-IN-1 ALUMINUM CANOE & KAYAK CONVERTIBLE PADDLE  
B0303625



SHAFT: Aluminium.  
Diam: 29mm.  
BLADE: 30% fiberglass + 70% nylon.  
L x W: 16.5" x 7.9" (42 x 20cm).  
LENGTH: 3-piece Canoe oar x 2: 59.1" (150cm).  
4-piece Kayak paddle x 1: 90.6" (230cm).  
WEIGHT: 1500g (52.9oz).

CP-1  
TWO-PIECE CANOE PADDLE / B0302946



SHAFT: Aluminum.  
Diam: 29mm.  
BLADE: Reinforced PP.  
L x W: 16.1" x 8.1" (41 x 20.5cm).  
LENGTH: 46.1" - 55.1" (117 - 140cm), 2-piece.  
WEIGHT: 666g (23.5oz).

KAYAK ACCESSORIES 2023



ECO-FRIENDLY CIRCUPACK™  
AIR-K: B0304057 / 92 x 60 x 24cm  
AIR-C: B0303945 / 96 x 72 x 24cm

- Made of eco-friendly RPET fabric, that is recycled from PET bottles.
- Ergonomically shaped. Padded shoulder straps.
- Perfect when walking long distances with your kayak, paddle, pump, and all your essential accessories.
- With a pocket inside to store fins, manuals and repair kits.

ZIP BACKPACK  
S: B0303638 / 70 x 45 x 30cm  
M: B0303639 / 80 x 45 x 30cm

- Ergonomically shaped. Padded shoulder straps.
- Perfect when walking long distances with your kayak, paddle, pump, and all your essential accessories.
- With a pocket inside to store fins, manuals and repair kits.

CANOE HIGH-BACK SEAT  
B0303681

- Heavy-duty high-back seat with polyester material cover.
- Inflatable cushion providing up to 18cm of thickness.
- Specially designed for RIPPLE.

KAYAK HIGH-BACK SEAT  
B0304010

- Removable seat with Velcro to apply on KAYAK.
- Polyester material with EVA cushion.
- Compatible with virtually all kayaks.



AREO II 16" KAYAK HAND PUMP  
B0303628

- Double action, perfect for kayak.
- Five universal valve fittings are included.
- Accordion-style hose stretches to 47" (120cm) long.
- Volume: 2 x 1400cc.
- Measurement range: 0-8psi.
- Inflation and deflation.
- Air pressure gauge included.

AREO III 11" KAYAK FOOT PUMP  
B0302959

- Tough heavy duty bellow provides extra fast inflation and deflation.
- Extra-long flexible hose, two interchangeable universal valves included.
- Easy to attach, hose-to-pump connection inflates or deflates.
- Inflates to 2 psi.
- Volume: 5L.

AREO IV 8" KAYAK FOOT PUMP  
B0302960

- Tough heavy duty bellow provides extra fast inflation and deflation.
- Extra-long flexible hose, two interchangeable universal valves included.
- Easy to attach, hose-to-pump connection inflates or deflates.
- Volume: 3L.

KAYAK ANCHOR KIT  
B0301912

- Carbon steel material.
- 6mm white rope in length of 8m included.
- For all the kayaks.


SLIDE-IN KAYAK FIN  
B0302976

- Size: 33.5x15cm.
- Premium nylon material.
- Slide in installation.
- Specially for kayaks.



# WATER PROPULSION DEVICE

Introducing the latest generation of AQUA MARINA's water propulsion devices. Our BLUEDRIVE line-up unlocks new ways to experience your best life on the water. Discover new locations, go further than ever before, and conserve energy when you need it. Enhance your SUP, kayak, and canoe experience with our BLUEDRIVE K & BLUEDRIVE S. Go beyond with our BLUEDRIVE X which can be easily adapted for underwater exploration when snorkelling or diving.





# BLUEDRIVE K

Go the distance! Designed for long-distance explorers, especially kayak and canoe lovers, the BLUEDRIVE K can be connected to an external battery of your choice to fit the length of your journey. Travel light for a short trek or bring on the heavy-duty batteries for the long haul. Featuring 2 speeds of 4km/h and 6km/h and a reverse gear setting. Go further than ever before while conserving your energy for activities!



BLUEDRIVE K

BLUEDRIVE S

SPEED	Low Speed up to 4km/h High Speed up to 6km/h Reverse Speed up to 1.8km/h	Low Speed up to 4km/h High Speed up to 6km/h
RUNTIME	Depends on the External Battery (not included)	Up to 60 minutes
MOTOR POWER	12V DC, 240W	12V DC, 240W
CONTROL BOX	9.1" x 4.8" x 2.5" (230 x 122 x 64mm)	8.3" x 6.1" x 3" (210 x 155 x 75mm)
LI-LION BATTERY PACKAGE	Not included	11.1V DC, 8.8Ah



VARIABLE SPEED



WIRELESS REMOTE



SAFETY DESIGN



# BLUEDRIVE S

Designed for short-haul explorers, or if you're just looking for a little boost on your SUP journey. The BLUEDRIVE S features an efficient li-ion battery with a runtime of up to 60 minutes. Easily adjust your speed via our easy access remote control with 2 speeds of 4km/h and 6km/h. Paddle further than ever before and discover something new.

## LI-ION BATTERY

### THE PORTABLE POWER PACK

Weighing only 2.8lbs (1.25kg), our rechargeable lithium-ion battery is extremely light while highly efficient for great portability.



### 360° WATER INTAKE

Equipped with 360-degree intake design for superb jet-engine efficiency.



### SAFE CONNECTION

Automatic shut-off when the user to power-pack leash is detached prevents runaways if you fall into the water.



### HIGH PERFORMANCE

Replaces the fin and extends board features. Boost up to 6km/h.



### GREAT PORTABILITY

This companion is travel friendly and airline approved with great portability.



# BLUEDRIVE X

Introducing the new BLUEDRIVE X, our most innovative underwater propulsion system. Highly intelligent and equipped for a multitude of adventures, this all-in-one kit opens the doors to endless possibility in the water.

Created for water lovers who want it all. The BLUEDRIVE X is ready to be your SUP, kayaking, swimming, snorkelling, diving and more companion. Reach speeds of up to 7km/h in water with its 3-speed adjustment. Available in two versions, the 97.68Wh BLUEDRIVE X or 195.36Wh BLUEDRIVE X PRO with the PRO offering up to 2 hours of battery life! You name your water activity and the BLUEDRIVE X is ready for action.

## NOSE ILLUMINATING SYSTEM

Light up 2 metres or more for better visibility. Features a 10m depth rating and overheating protection.



Lighting Distance of 2 Meters



Depth Rating 10 Meters



Overheating Protection



## HIGH-PERFORMANCE PROPELLER

- High-Performance Propeller - Innovative motor for a maximum of 6.5kgf forward propulsion
- 3-speed Adjustment - Taking you from 3km/h to 7km/h with ease and safety



## HIGH-EFFICIENCY BATTERY

Advanced high density battery allows for greater power capacity and extended runtime. Features a magnetic fast-charge system.



## BLUEDRIVE X

## BLUEDRIVE X PRO

⚡	PERFORMANCE	97.68 Wh	195.36 Wh
✈	SPEED	3-5-7 km/h	3-5-7 km/h
📏	SIZE	Tube: L432 x $\phi$ 104 mm Handheld: L432 x W367 x H170 mm	Tube: L516 x $\phi$ 104 mm Handheld: L516 x W367 x H170 mm
📖	WEIGHT	Tube: 2.4 kg (with battery) Handheld: 2.8 kg (with battery)	Tube: 3.4 kg (with battery) Handheld: 3.8 kg (with battery)
🔋	BATTERY RUNTIME	Up to 50 minutes	Up to 100 minutes



## SMART CONTROL SYSTEM

- Handheld Wireless Control with trigger for extra safe speed switching
- Wristwatch Type Remote for easy access and adjustments

## USER-FRIENDLY DASHBOARD

Quickly stay informed of your current speed and remaining battery life for both the BLUEDRIVE X and remote

## MULTI-FUNCTIONAL

Easily switch from overwater and underwater usage conditions

## COMPACT DESIGN

Compact and easy to install and unmount for separate storage

## POV CAMERA MOUNT

Capture all your adventures for easy sharing

## PORTABILITY

Compact carry bag for easy mobility





## ULTRA STABLE, COMFORTABLE

### INFLATABLE CATAMARAN

Get ready to be wow-ed by our AIRCAT. This all-around watercraft is the champion on the water and will have you cruising through a variety of water types with ease.





# AIRCAT

Featuring an ultra-stable tunnel hull and generous deck space, the AIRCAT inflatable catamaran is impressive with its outstanding capacity and the ability to brave winds and waves in high-speed. Fancy a camping trip with your family? The AIRCAT is ultra portable and compact to take on trips and expeditions.

Available in 2.85m and 3.35m lengths, both at 1.6m widths, the AIRCAT is the ideal water safety craft and a touring boat. The unique open bow design is a favourite for fishing and diving lovers, offering a spacious standing or resting platform. Constructed with Aqua Marina's signature High Frequency Welding Technology for tube chambers, combined with our Drop Stitch Light Technology applied on the air deck, the AIRCAT was born to be safe, rigid, super-stable, but ultra-light.

Gone are the days when a dedicated boat trailer was required to enjoy the water. Now just pack everything you need into the carry bag, and throw it into your backseat or truck. Our new AIRCAT guarantees a day of fun and relaxation!



AIRCAT 9'4"



AIRCAT 11'0"



Open bow design for easy access



Built-in oar lock system for easy rowing



Mounted grab handles



Marine grade plywood transom for outboard motor



Integrated drain valve design



The high quality anti-collision rubber strake will get the boat well protected when there is an impact



MODEL	BT-AC285	BT-AC335
LENGTH	9'4" / 285cm	11'0" / 335cm
WIDTH	63" / 160cm	63" / 160cm
FLOOR	DWF Drop-stitch Floor	DWF Drop-stitch Floor
NET WEIGHT	66.1 lbs / 30.0 kg	73.9 lbs / 33.5 kg
AIR CHAMBER	4 + 1	4 + 1
MAX. PASSENGER	4	5
MAX. PAYLOAD	880 lbs / 400kg	1100 lbs / 500kg
OUTBOARD ENGINE	3.7KW / 5HP	7.5KW / 9.9HP
WARRANTY	12 months	12 months

## PACKAGE INCLUDES







# PROFESSIONAL, HIGH-SPEED

## INFLATABLE SPEED BOAT

Compact and lightweight, these inflatable boats make great ship to shore tender crafts or a highly portable adventure craft for on the go boating.





# U-DELUXE

Meet our deluxe line with an added U-type boat series. Constructed of our exclusive DWF air deck, the U-Deluxe is available in three sizes: 2.5m, 2.98m, and 3.5m. These air-deck deluxe boats were designed as ideal tenders with oversized tube chambers and generous deck space.

Featuring a U-shaped bow and DWF air deck, the U-DELUXE series is more advanced in construction and production. Our 20 years of experience in inflatable watercrafts guarantees the highest quality in this professional series.

The DELUXE boats are extremely light but extremely rigid, due to Aqua Marina's signature High Frequency Welding Technology and Drop Stitch Light Technology applied to the floor. With highly improved capacity, the DELUXE can easily be loaded with all your gear. Foldable, portable and loadable. This is you new favourite tender!



**BT-UD250**  
8'2"



**BT-UD298**  
9'9"



**BT-UD350**  
11'6"



Wooden beach seat



Built-in oar lock system for easy rowing (BT-UD350 excluded)



Mounted grab handles



Marine grade plywood transom for outboard motor



Oversized tube chambers for excellent tracking performance



The high quality anti-collision rubber strake keeps the boat well protected during impact



PACKAGE INCLUDES



Carry Bag



Double Action Pump  
LIQUID AIR V1



Oar Set



Wooden  
Bench Seat




# A-DELUXE

BT-88810/30/50  
BT-06300/330/360

Easily bring your roll-up boat with you to the lake, beach, or anywhere! With a set up time of mere minutes, skip the trailers and special equipment to enjoy a performance boat on the water. Easily access new surroundings and explore places previously only seen from the shore.

## HIGHLIGHTS

- 3 or more separate internal air chambers
- 4 Deck choices: slat wood, inflatable, wood or aluminum deck for great stability, portability or durability
- 2.5m-3.6m boat range to give more size options
- Compatible with gasoline motor up to 20HP
- Comfortable rowing seat position
- Coated transom for protection of sea water infiltration and dings from regular rigging



Built with heavy-duty marine grade reinforced PVC



Built-in oar lock system for easy rowing (BT-06360 excluded)



Mounted carrying handles



Marine grade plywood transom for outboard motor



High pressure inflatable keel for excellent water dividing and tracking performance (BT-88810/30 excluded)



The high quality anti-collision rubber strake keeps the boat well protected during impact



## PACKAGE INCLUDES






























Carry Bag      16" Hand Pump      Oar Set      Wooden Bench Seat



QUICKFINDER

DELUXE



	U-DELUXE			A-DELUXE			A-DELUXE							
ITEM NO.	BT-UD250	BT-UD298	BT-UD350	BT-88810	BT-88830	BT-88850		BT-88850AL	BT-06300WD	BT-06300AL	BT-06330WD	BT-06330AL	BT-06360WD	BT-06360AL
SIZE (IN)	8'2" x 55"	9'9" x 61"	11'6" x 63"	8'2" x 4'3"	8'2" x 4'3"	9'1" x 4'11"		9'1" x 4'11"	9'9" x 5'	9'9" x 5'	11' x 5'	11' x 5'	12' x 5'9"	12' x 5'9"
SIZE (CM)	250 x 140	298 x 155	350 x 160	250 x 129	250 x 129	277 x 150		277 x 150	296 x 153	296 x 153	330 x 153	330 x 153	359 x 176	359 x 176
FLOOR TYPE	DWF air	DWF air	DWF air	Slat wood	Inflatable	Wood		Aluminum	Wood	Aluminum	Wood	Aluminum	Wood	Aluminum
AIR PRESSURE	0.25 bar hull, 1.0 bar floor	0.25 bar hull, 1.0 bar floor	0.25 bar hull, 1.0 bar floor	0.16 bar hull	0.16 bar hull, 0.04 bar floor	0.16 bar hull		0.16 bar hull	0.16 bar hull	0.16 bar hull	0.25 bar hull	0.25 bar hull	0.25 bar hull	0.25 bar hull
NO. OF AIR CHAMBER	3 + 1	3 + 1	3 + 1	3	3 + 1	3 + keel		3 + keel	3 + keel	3 + keel	3 + keel	3 + keel	3 + keel	3 + keel
MAX. PASSENGER	2 + 1	3 + 1	5	2 + 1	2 + 1	3 + 1		3 + 1	4	4	5	5	5 + 1	5 + 1
MAX. PAYLOAD	616 lbs / 280 kg	792 lbs / 360 kg	1056 lbs / 480 kg	529 lbs / 240 kg	529 lbs / 240 kg	705 lbs / 320 kg		705 lbs / 320 kg	794 lbs / 360 kg	794 lbs / 360 kg	1058 lbs / 480 kg	1058 lbs / 480 kg	1190 lbs / 540 kg	1190 lbs / 540 kg
TRANSOM HEIGHT (SHORT SHAFT ENGINE ONLY)	15" (38.1cm)	15" (38.1cm)	15" (38.1cm)	15" (38.1cm)	15" (38.1cm)	15" (38.1cm)		15" (38.1cm)	15" (38.1cm)	15" (38.1cm)	15" (38.1cm)	15" (38.1cm)	15" (38.1cm)	15" (38.1cm)
MAX. MOTOR POWER	3.7KW/5HP	11KW/15HP	14.7KW/20HP	3KW/4HP	3KW/4HP	7.5KW/9.9HP		7.5KW / 9.9HP	7.5KW/9.9HP	7.5KW/9.9HP	11KW/15HP	11KW/15HP	14.7KW/20HP	14.7KW/20HP
NET WEIGHT	55.1 lbs / 25 kg	61.7 lbs / 28 kg	75 lbs / 34 kg	55.1 lbs / 25 kg	46.3 lbs / 21 kg	73.9 lbs / 33.5 kg		77 lbs / 35 kg	85.8 lbs / 39 kg	90.4 lbs / 41 kg	94.6 lbs / 43 kg	92.4 lbs / 42 kg	129.8 lbs / 59 kg	125.4 lbs / 57 kg
WARRANTY	12 months	12 months	12 months	12 months	12 months	12 months		12 months	12 months	12 months	12 months	12 months	12 months	12 months
CONTAINS	Wooden bench seat, LIQUID AIR V1 pump, 1 pair of aluminum oars, carry bag, repair kit, manual			Wooden bench seat, 16" hand pump, 1 pair of aluminum oars, carry bag, repair kit, manual				Wooden bench seat, 16" hand pump for BT-06300/330WD/AL, 18" hand pump for BT-06360WD/AL, 1 pair of aluminum oars, carry bag, repair kit, manual						
	 DWF	 DWF	 DWF	 SLAT WOOD	 INFLATABLE	 WOOD		 ALUMINUM	 WOOD	 ALUMINUM	 WOOD	 ALUMINUM	 WOOD	 ALUMINUM
	 MAX.5HP	 MAX.15HP	 MAX.20HP	 MAX.4HP	 MAX.4HP	 MAX.9.9HP		 MAX.9.9HP	 MAX.9.9HP	 MAX.9.9HP	 MAX.15HP	 MAX.15HP	 MAX.20HP	 MAX.20HP



# AIR PLATFORM

## Perfect for life on the water!

Extend your fun on the water with our AIR PLATFORM series. Available in two models, these floating islands are perfect for lounging, using as a swim raft, or as a launch pad for any water sport. Get comfortable on our AIR PLATFORM after a day of swimming, diving, and more. Easily connect to your touring vessels for extra space and comfort.

### KEY FEATURES

- 6" (15cm) drop-stitch core material for maximum strength and durability
- High tensile rail bands along the outline creating extra stiffness
- UV block treatment for long-lasting protection from direct sunlight
- Convenient boarding handles allow easy access from the water
- Generous volume comfortably fits up to 3+1 users
- Interlock system of heavy-duty stainless D-rings and convenient connection straps for modular use
- ISLAND+ exclusive: Premium full-deck EVA pad in wood texture for ultimate grip and comfort



### ISLAND 8'2"

#### BT-I250

LENGTH	8'2" / 250cm	NET WEIGHT	29.1 lbs / 13.2 kg
WIDTH	63" / 160cm	MAX. PAYLOAD	584 lbs / 265 kg
THICKNESS	6" / 15cm	MAX. AIR PRESSURE	8 psi
VOLUME	560L	WARRANTY	24 months



### ISLAND+ 8'2"

#### BT-I250P

LENGTH	8'2" / 250cm	NET WEIGHT	33.1 lbs / 15 kg
WIDTH	63" / 160cm	MAX. PAYLOAD	584 lbs / 265 kg
THICKNESS	6" / 15cm	MAX. AIR PRESSURE	8 psi
VOLUME	560L	WARRANTY	24 months

#### PACKAGE INCLUDES



Carry Bag



Double Action Pump  
LIQUID AIR V1



Connection Strap x 2





# PROFESSIONAL HEAVY-DUTY

## INFLATABLE FISHING & SPORTS BOAT

For the fisherman at heart! You'll love our inflatable rafting and fishing boats. Choose from a wide selection, each combining rugged, reliable construction with comfort and convenience that is synonymous with the Aqua Marina reputation of premium quality.





# CLASSIC

The fishing experience is accessible for all avid fishermen. Incredibly versatile, this all-around boat is perfect for fishing, river floating, or good old fun on the water. There are multiple ways to get this raft moving. You can paddle the old fashioned way or add an optional trolling motor for greater distances.

- Super tough reinforced PVC fabric with High Frequency Welding Technology
- 2+1 air chambers; safety grab line around the boat
- Constructed with solid inflatable floor
- Roomy 2+1 boat size weights only 37.5lbs (17.0kg)
- Fishing rod holder designed on both side of boat
- Ideal for fishermen, campers or recreational boaters



MODEL	BT-88890 9'10"	BT-88891 9'10"	BT-88892 9'10"
LENGTH	9'10" / 300cm	9'10" / 300cm	9'10" / 300cm
WIDTH	4'6" / 134cm	4'6" / 134cm	4'6" / 134cm
MAX. PASSENGER	4	3+1	3+1
AIR CHAMBERS	2+1	2+1	2+1
AIR PRESSURE	0.12 bar hull	0.12 bar hull	0.12 bar hull
MAX. PAYLOAD	880 lbs (400 kg)	836 lbs (380 kg)	836 lbs (380 kg)
NET WEIGHT	41.7 lbs (18.9 kg)	37.5 lbs (17 kg)	44.1 lbs (20 kg)
MAX. MOTOR POWER	3KW (4HP)	500W	500W
MOTOR	No motor, with mount kit for gas engine	No motor, with mount kit for T-18 Electric Motor	T-18 Electric Motor
WARRANTY	Boat 6-month	Boat 6-month	Boat 6-month; Motor 12-month

## PACKAGE INCLUDES



# WILDRIVER

- Made of extra heavy, premium quality PVC for product durability
- I-beam floor construction for stability
- Moulded fishing rod holders
- Inflatable cushion seating and storage bags inside the boat; Side handles for easy carrying
- Boston safety valve for easy inflation and deflation



MODEL	BT-88822 9'3"	BT-88823 9'3"
LENGTH	9'3" / 283cm	9'3" / 283cm
WIDTH	5'0" / 152cm	5'0" / 152cm
MAX. PASSENGER	2+1	2+1
AIR CHAMBERS	2+2	2+2
MAX. PAYLOAD	496 lbs (225 kg)	496 lbs (225 kg)
NET WEIGHT	20.9 lbs (9.5 kg)	27.5 lbs (12.5 kg)
MAX. MOTOR POWER	500W	500W
MOTOR	/	T-18 Electric Motor
WARRANTY	Boat 6-month	Boat 6-month; Motor 12-month

## WILDRIVER / MOTION PACKAGE INCLUDES



# MOTION

- Made of extra heavy, premium quality PVC for product durability
- I-beam floor construction for stability
- Boston safety valve for easy inflation & deflation
- Oar holders and convenient moulded oar locks
- Side handles for easy carrying



MODEL	BT-88820 8'6"	BT-88821 8'6"
LENGTH	8'6" / 255cm	8'6" / 255cm
WIDTH	4'1" / 125cm	4'1" / 125cm
MAX. PASSENGER	2 adults or 1 adult + 2 kids	2 adults or 1 adult + 2 kids
AIR CHAMBERS	2+1	2+1
MAX. PAYLOAD	408 lbs (185 kg)	408 lbs (185 kg)
NET WEIGHT	16.1 lbs (7.3 kg)	20.68 lbs (9.4 kg)
MAX. MOTOR POWER	500W	500W
MOTOR	/	T-18 Electric Motor
WARRANTY	Boat 6-month	Boat 6-month; Motor 12-month



# QUICKFINDER

## INFLATABLE BOATS



	AIRCAT	U-DELUXE	A-DELUXE	CLASSIC	WILDRIVER	MOTION
MODEL	BT-AC285 BT-AC335	BT-UD250 BT-UD298 BT-UD350	BT-88810/30/50 BT-06300/330/360	BT-88890 BT-88891 BT-88892	BT-88822 BT-88823	BT-88820 BT-88821
SIZES IN / CM	9'4" x 63" / 285 x 160  11'0" x 63" / 335 x 160	Refer to P132-133		9'10" x 4'6" 300 x 134	9'3" x 5'0" 283 x 152	8'6" x 4'1" 255 x 125
CATEGORY	INFLATABLE CATAMARAN	INFLATABLE SPEED BOAT		FISHING & SPORTS BOAT		
IDEAL CONDITIONS	Lake, canal and open ocean			Lake, canal, calm river and calm ocean		
CHARACTER	Compact, lightweight and easy-to-transport. They allow easy access to the places you've only seen from the shore.			Ideal for weekend leisure paddling, fishing, river floating or just having fun on water.		
MAX. PASSENGER	4 5	Refer to P132-133		4 3+1 3+1	2+1	2 adults or 1 adult + 2 kids
MAX. PAYLOAD	880 lbs / 400kg 1100 lbs / 500kg	Refer to P132-133		880 lbs / 400 kg 836 lbs / 380 kg 836 lbs / 380 kg	496 lbs / 225 kg	408 lbs / 185 kg
NET WEIGHT	66.1 lbs / 30 kg 73.9 lbs / 33.5 kg	Refer to P132-133		41.7 lbs / 18.9 kg 37.5 lbs / 17 kg 44.1 lbs / 20 kg	20.9 lbs / 9.5 kg 27.5 lbs / 12.5 kg	16.1 lbs / 7.3 kg 20.68 lbs / 9.4 kg
AIR CHAMBERS	4+1	Refer to P132-133		2+1	2+2	2+1
MAX. MOTOR POWER	3.7KW / 5HP 7.5KW / 9.9HP	Refer to P132-133		3KW / 4HP 500W 500W	500W	500W
MOTOR	/	/		No motor, with mount kit for gas engine No motor, with mount kit for T-18 Motor T-18 Electric Motor	/ T-18 Electric Motor	/ T-18 Electric Motor
WARRANTY	12-month	12-month		Boat 6-month; Motor 12-month	Boat 6-month; Motor 12-month	Boat 6-month; Motor 12-month

## BOAT ACCESSORIES 2023



NEW

### EP-T20 ELECTRIC PUMP

B0303926

- Ultra-portable and space-saving. No larger than a sheet of A4 paper.
- 12V DC electric pump up to 20psi, 144W.
- Inflates iSUP boards, kayaks, boats and air platforms.
- LED screen.
- Cigarette lighter or battery attachable.
- Inflate: 70L/min. With both inflation and deflation capabilities.



### EP-T16 ELECTRIC PUMP

B0303691

- 12V DC electric pump up to 16psi, 110W.
- Inflates iSUP boards, kayaks, boats and air platforms.
- LCD screen.
- Cigarette lighter or battery attachable.
- Inflate: 70L/min.



### SPEEDY BOAT CANOPY

B0302912

- Size: 33.5" x 39" (85 x 100cm)
- 600D polyester canopy fabric
- 1.8mm thickness of aluminum tubes
- Foldable for easy storage
- Installs in minutes
- For Classic, Deluxe (BT-88810/88830/88850)



### INFLATABLE LAUNCHING WHEEL

B0301913

- Designed to enable one man launching of inflatable boat, dinghy, tender.
- Constructed of heavy-duty marine grade stainless steel.
- Comes with heavy-duty wheels, 10" in diameter.
- Max. load 350 lbs (159 kg).



### T-18

#### ELECTRIC TROLLING MOTOR

B0303692

- DC12V. Max.180W, IPX4. Current: 14.7A.
- Weight: 2.35kg/5.18lbs.
- Shaft Length: 24"/60cm. Total Length: 29.5"/75cm.
- Speed level: (Fwd/Rev) 1/1.
- Max Thrust: 8kg/18lbs.
- Compatible with Motion, WildRiver & Classic BT-88891 / 92.



### AREO I 18"

#### KAYAK HAND PUMP

B0303627

- Double action, perfect for boat.
- Five universal valve fittings are included.
- Accordion-style hose stretches to 47" (120cm) long.
- Volume: 2 x 2000cc.
- Measurement range: 0-8psi.
- Inflation and deflation.
- Air pressure gauge included.



### AREO II 16"

#### KAYAK HAND PUMP

B0303628

- Double action, perfect for kayak.
- Five universal valve fittings are included.
- Accordion-style hose stretches to 47" (120cm) long.
- Volume: 2 x 1400cc.
- Measurement range: 0-8psi.
- Inflation and deflation.
- Air pressure gauge included.



### AREO III 11"

#### KAYAK FOOT PUMP

B0302959

- Tough heavy duty bellow provides extra fast inflation and deflation.
- Extra-long flexible hose, two interchangeable universal valves included.
- Easy to attach, hose-to-pump connection inflates or deflates.
- Inflates to 2 psi.
- Volume: 5L.



### AREO IV 8"

#### KAYAK FOOT PUMP

B0302960

- Tough heavy duty bellow provides extra fast inflation and deflation.
- Extra-long flexible hose, two interchangeable universal valves included.
- Easy to attach, hose-to-pump connection inflates or deflates.
- Volume: 3L.



# ULTIMATE PROTECTION AND STYLE

All AM Rashguards are made of high elasticity SpanFlex UV jersey. The second skin feeling and toughness of this supreme material is unlike any other.

AM Rashguards have a comfortable and snug fit, to protect you from harmful UV rays, rashes and chilling temperatures.



## PONCHO PORTABLE FITTING ROOM

Get ready for the water faster than ever before! Like a portable changing room, our ponchos offer superb discretion on the go so you can change in or out of your beachwear and dry off from anywhere.



MEDIUM: Recommended for 5'0"-5'11" (152cm-180cm)  
 LARGE: Recommended for 5'11"-6'8" (180cm-203cm)  
 \* Change ponchos are designed to be oversized with plenty of room to get changed.  
 \* If you are on the borderline of two sizes, the larger option is recommended.

## MICROFIBER CHANGE PONCHO NEW

B0303946 (MEDIUM) B0303947 (LARGE)

Quick-drying material, designed for easily changing in and out of sportswear when hitting the water while the absorbent material dries you off after.



## WATER-REPELLENT THERMAL PONCHO NEW

B0303948 (MEDIUM) B0303949 (LARGE)

Waterproof and made to keep you warm and dry in frigid weather conditions. Easily slip this on for additional protection from the elements.





MEN'S RASHGUARD SS

ATLAS C-M18SS-GR



SIZE: S/M/L/XL/XXL



MIRAI C-M18SS-NA



SIZE: S/M/L/XL/XXL



SCENE C-M17SS-WH / BK / BL



SIZE: S/M/L/XL/XXL



WOMEN'S RASHGUARD SS

ALLUV C-W17SS-WB



SIZE: XS/S/M/L/XL



WOMEN'S RASHGUARD LS

ILLUSION C-W17LS-BL / BK



SIZE: XS/S/M/L/XL



MEN'S RASHGUARD PANT

DIVISION C-M17PT-BK



SIZE: S/M/L/XL/XXL



WOMEN'S RASHGUARD PANT

ILLUSION C-W17PT-BL / BK



SIZE: XS/S/M/L/XL



MEN'S LONGJOHN 1.5/3MM

TOFINO C-M18LJ-NA



SIZE: S/M/L/XL/XXL

- HIGHLIGHTS
- Super-stretch Neoprene for maximum flexibility
  - Abrasion-resistant knee shields provide comfort and impact protection
  - Flatlock stitching
  - Back waist zip pocket for storage
  - Velcro fix on neck closure

- PRODUCT DETAILS
- Fabric: 90% super stretch neoprene + 10% Nylon
  - Seams: 100% power seam tape
  - Hand wash. Do not fold



WOMEN'S LONGJOHN 1.5/3MM


VENICE C-W18LJ-NA



SIZE: XS/S/M/L/XL

- HIGHLIGHTS
- Super-stretch Neoprene for maximum flexibility
  - Abrasion-resistant knee shields provide comfort and impact protection
  - Front zip entry for effortless movement and minimal bulk
  - Back waist zip pocket for storage
  - Flatlock stitching

- PRODUCT DETAILS
- Fabric: 90% super stretch neoprene + 10% Nylon
  - Seams: 100% power seam tape
  - Hand wash. Do not fold





WOMEN'S BEACH SKIRT

AVENIR C-W18SH-NA



SIZE: XS/S/M/L/XL



DAZZLED C-W18SH-BK / WH



SIZE: XS/S/M/L/XL



WOMEN'S BEACH SKIRT

ILLUSION C-W17SH-PK



SIZE: XS/S/M/L/XL



MEN'S BOARDSHORTS

TAHITI C-M18BS-NA / GR



SIZE: S/M/L/XL/XXL



MEN'S COOLING SLEEVES

TAHITI C-M18CS-NA / BK / GR



SIZE: S/L



WOMEN'S COOLING SLEEVES

AVENIR C-W18CS-OR / WH / LL



SIZE: S/L



AQUA SHOES

RIPPLES II S-18RI-CY / BK



SIZE: 34-35/36-37/38-39/40-41/42-43/44-45/45-46



SIZE CHART

APPAREL

WOMEN'S RASHGUARD SS

CM	XS	S	M	L	XL
LENGTH	56.5	59	61.5	64	66.5
SLEEVE LENGTH	20	21.5	23	24.5	26
CHEST	80	84	88	92	96
WAIST	71	75	79	83	87
BOTTOM WIDTH	39	41	43	45	47
SLEEVE WIDTH	12.3	12.9	13.5	14.1	14.7
COLLOR WIDTH	21.5	22	22.5	23	23.5

MEN'S RASHGUARD SS

S	M	L	XL	XXL
67	69.5	72	74.5	77
29.5	31	32.5	34	35.5
100	104	108	112	116
97	101	105	109	113
48.5	50.5	52.5	54.5	56.5
16.4	17.1	17.8	18.5	19.2
18.5	19	19.5	20	20.5

WOMEN'S RASHGUARD LS

CM	XS	S	M	L	XL
TOP	55	57.5	60	62.5	65
SLEEVE LENGTH	58	60.5	63	65.5	68
1/2 CHEST	37	39	41	43	45
1/2 WAIST	31.5	33.5	35.5	37.5	39.5
BOTTOM OPENING	34.5	36.5	38.5	40.5	42.5
SLEEVE OPENING	6.5	7	7.5	8	8.5
NECK WIDTH	14.9	15.7	16.5	17.3	18.1

MEN'S RASHGUARD LS

S	M	L	XL	XXL
62.5	65	67.5	70	72.5
63.5	66	68.5	71	73.5
43	45	47	49	51
36	38	40	42	44
38.5	40.5	42.5	44.5	46.5
7.5	8	8.5	9	9.5
17.7	18.5	19.3	20.1	20.9

WOMEN'S PANT

CM	XS	S	M	L	XL
LENGTH	81	83.5	86	88.5	91
INSEAM	61	62.5	64	65.5	67
1/2 WAIST	26	28	30	32	34
1/2 HIP	31	33	35	37	39
LEG OPENING	8	8.5	9	9.5	10

MEN'S PANT

S	M	L	XL	XXL
92.5	95	97.5	100	102.5
66.5	68	69.5	71	72.5
33	35	37	39	41
38	40	42	44	46
9	9.5	10	10.5	11

WOMEN'S BOARDSHORTS

CM	XS	S	M	L	XL
1/2 WAIST	30	32	34	36	38
1/2 HIP	44	46	48	50	52
SIDE LENGTH	25	26	27	28	29
THIGH WIDTH	28.5	29.5	30.5	31.5	32.5

MEN'S BOARDSHORTS

S	M	L	XL	XXL
40	42	44	46	48
51.5	53.5	55.5	57.5	59.5
46	47	48	49	50
32.5	33.5	34.5	35.5	36.5

WOMEN'S LONGJOHN

CM	XS	S	M	L	XL
HEIGHT	158-163	162-167	166-171	170-175	174-179
WEIGHT	49-56	53-60	57-64	61-69	65-73
CHEST	78-83	82-87	86-91	90-96	94-100
WAIST	64-68	68-72	72-76	76-80	80-84
HIP	80-85	84-89	88-93	92-98	96-102
COLLOR	31	32	33	34.5	36
INSIDE LENGTH	64-66	66-68	68-70	70-72	72-75

MEN'S LONGJOHN

S	M	L	XL	XXL
170-175	173-178	177-182	180-185	183-190
61-68	67-75	74-81	79-87	87-96
89-94	93-99	96-102	100-106	104-110
72-77	75-81	78-84	82-88	86-95
84-89	88-94	93-99	98-103	102-108
37	38	39	40	41
71-74	72-75	73-76	75-78	77-80

AQUA SHOES

KR	UK	US(Men/Women)	EURO	JP
230	3.5	4.5/6	34/35	23
240	4.5	5.5/7	36/37	24
250	5.5	6.5/8	38/39	25
260	6.5	7.5/9	40/41	26
270	7.5	8.5/10	42/43	27
280	8.5	9.5/11	44/45	28
290	9.5	10.5/12	45/46	29

WOMEN'S BEACH SKIRT

CM	XS	S	M	L	XL
1/2 WAIST	31	33	35	37	39
1/2 HIP	43	45	47	49	51
SKIRT LENGTH	28	29	30	31	32
SHORTS LENGTH	19	19.5	20	20.5	21

WOMEN'S COOLING SLEEVES

CM	S	L
SLEEVE LENGTH	38.5	40.5
ELBOW WIDTH	11.5	12.5
UPPER WIDTH	7.2	7.6

MEN'S COOLING SLEEVES

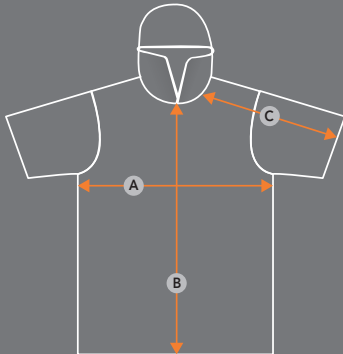
CM	S	L
SLEEVE LENGTH	42.5	44.5
ELBOW WIDTH	13	15
UPPER WIDTH	8.2	8.6

MICROFIBER PONCHO

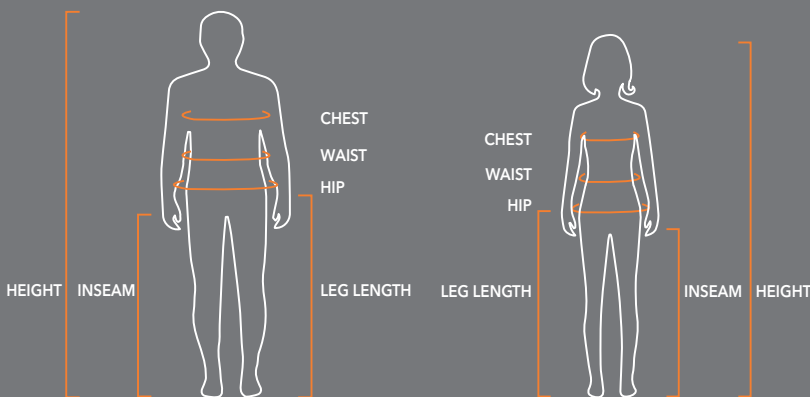
CM	M	L
CHEST SIZE	74	89
FRONT LENGTH	93	103
SLEEVE LENGTH	52	64

THERMAL PONCHO

M	L
64	77
108	118
49	57



A= CHEST SIZE B= FRONT LENGTH C= SLEEVE LENGTH





OVERVIEW

iSUP

ALL-AROUND

ALL-AROUND ADVANCED



BREEZE  
BT-23BRP

VAPOR  
BT-23VAP

FUSION  
BT-23FUP

MONSTER  
BT-23MOP

CORAL  
BT-23COPR

CORAL  
BT-23COPN

BEAST  
BT-23BEP

MAGMA  
BT-23MAP

ATLAS  
BT-23ATP

TOURING

RACING

RIVER

SURF

WINDSURF



CORAL TOURING  
BT-23CTPR

CORAL TOURING  
BT-23CTPN

HYPER  
BT-21HY01/02

RACE ELITE  
BT-22RE

RACE  
BT-21RA01/02

RAPID  
BT-22RP

WAVE  
BT-22WA

BLADE  
BT-22BL

BLADE-SAIL  
BT-22BL-35/55

MULTI-PERSON

FITNESS

FISHING

KIDS



SUPER TRIP  
BT-21ST01

SUPER TRIP TANDEM  
BT-20ST02

MEGA  
BT-20ME

AIRSHIP RACE  
BT-20AS

DHYANA  
BT-23DHP

YOGA DOCK  
BT-23YD

PEACE  
BT-23PC

DRIFT FISHING  
BT-20DRP

VIBRANT  
BT-22VIP

KAYAK

RECREATIONAL KAYAK / CANOE

TOURING KAYAK

VERSATILE / HYBRID KAYAK

ANGLING KAYAK

SPEED KAYAK / CANOE



BETTA  
BE-312/BE-412/BE-475

LAXO  
LA-285/LA-320/LA-380

RIPPLE  
RI-370

MEMBA  
ME-330/ME-390

STEAM  
ST-312/ST-412

CASCADE  
BT-21CAP

CALIBER  
CA-398

TOMAHAWK  
AIR-K 375/AIR-K 440/AIR-C


BOAT

INFLATABLE CATAMARAN

INFLATABLE SPEED BOAT

FISHING & SPORTS BOAT

AIR PLATFORM



AIRCAT  
BT-AC285/BT-AC335

U-DELUXE  
BT-UD250/BT-UD298  
BT-UD350

DELUXE  
BT-88810/30/50,  
BT-06300/330/360

CLASSIC  
BT-88890/91/92

WILDRIVER  
BT-88822/23

MOTION  
BT-88820/21

ISLAND  
BT-I250

ISLAND+  
BT-I250P

OVERVIEW

UNDERWATER JET



BLUEDRIVE K  
PF-240K

BLUEDRIVE S  
PF-240S

BLUEDRIVE X PRO / BLUEDRIVE X  
PF-240XP / PF-240X

APPAREL

PONCHO

MEN'S RASHGUARD SS

WOMEN'S RASHGUARD SS



MICROFIBER  
CHANGE PONCHO  
B0303946 (MEDIUM)  
B0303947 (LARGE)

WATER-REPELLENT  
THERMAL PONCHO  
B0303948 (MEDIUM)  
B0303949 (LARGE)

ATLAS  
C-M18SS-GR

MIRAI  
C-M18SS-NA

SCENE  
C-M17SS-WH / BK / BL

ALLUV  
C-W17SS-WB

WOMEN'S RASHGUARD LS

MEN'S BOARDSHORTS

WOMEN'S BEACH SKIRT

WOMEN'S BOARDSHORTS



ILLUSION  
C-W17LS-BL / BK

TAHITI  
C-M18BS-NA / GR

AVENIR  
C-W18SH-NA

DAZZLED  
C-W18SH-BK / WH

ILLUSION  
C-W17SH-PK

WOMEN'S RASHGUARD PANT

MEN'S LONGJOHN

WOMEN'S LONGJOHN

MEN'S COOLING SLEEVES

WOMEN'S COOLING SLEEVES

RIPPLES II AQUA SHOES



ILLUSION  
C-W17PT-BL / BK

TOFINO  
C-M18LJ-NA

VENICE  
C-W18LJ-NA

TAHITI  
C-M18CS-NA / BK / GR

AVENIR  
C-W18CS-OR / WH / LL

RIPPLES II  
S-18RI-CY / BK

ACCESSORIES

ISUP ACCESSORIES



ISUP PADDLES  
B0303622 / B0303922 / B0303923 / B0303924 /  
B0303924 / B0303013 / B0303014 /  
B0303015 / B0303016

LIQUID AIR V1  
HAND PUMP  
B0303927

LIQUID AIR V2  
HAND PUMP  
B0303928

LIQUID AIR V3  
HAND PUMP  
B0303022

PADDLE BOARD  
SAFETY LEASH  
B0303929

PADDLE BOARD  
COIL LEASH 10'/7MM  
B0303930




OVERVIEW

ACCESSORIES

ISUP ACCESSORIES



RIVER LEASH 9/7MM  
B0303025



SURF LEASH 9/6MM  
B0303024



SLIDE-IN CENTER FIN  
B0303934



SWIFT ATTACH CENTER FIN  
B0303935 (BLACK) / B0303936 (PINK) /  
B0303937 (PURPLE)



SWIFT ATTACH RACING FIN  
B0303931 (BLACK) / B0303932 (PINK) /  
B0303933 (PURPLE)



11" DAGGER FIN  
B0302815



FIBERGLASS RACING FIN  
B0303630



RIVER FIN  
B0302952



SURF CENTER FIN  
B0303633



SURF SIDE FIN  
B0303632/B0303676



SAFS FINBOX ADAPTOR  
B0304018



US FINBOX ADAPTOR  
B0302517



AM VALVE ADAPTOR  
B0302515



PADDLE HOLDER  
B0302961



LITE ACTION CAMERA ADAPTOR  
B0302817



REMOVABLE SEAT  
B0302964



2-IN-1 FISHING COOLER  
B0302943



PADDLE BAG (FOR 3-PIECE PADDLE)  
B0302774

TRAVEL BAGS



PREMIUM WHEELY-BACKPACK  
B0303634/ B0303635



ECO-FRIENDLY CIRCUPACK™  
XS-XL



DRY BAG 90L  
B0304089



DUFFLE BAG 50L - IPX6  
B0304093



DRY BAG 40L  
B0304085



DRY BAG 20L  
B0304081



DRY BAG 10L  
B0304077



DRY BAG 2L  
B0304073

KAYAK ACCESSORIES



KAYAK PADDLES  
B0303078/B0303017/B0303018/B0303011/  
B0302946/B0303625



ECO-FRIENDLY CIRCUPACK™  
B0303681



KAYAK/CANOE ZIP BACKPACK  
B0303638/B0303639



CANOE SEAT (RIPPLE)  
B0303681



KAYAK ANCHOR KIT  
B0301912



SLIDE-IN KAYAK FIN  
B0302976



KAYAK HIGH-BACK SEAT  
B0304010



AREO II 16" KAYAK HAND PUMP  
B0303628

BOAT ACCESSORIES



AREO IV 8" KAYAK FOOT PUMP  
B0302960



AREO III 11" KAYAK FOOT PUMP  
B0302959



EP-20 ELECTRIC PUMP  
B0303926



EP-16 ELECTRIC PUMP  
B0303091



AREO I 18" HAND PUMP  
B0303627



T-18 ELECTRIC TROLLING MOTOR  
B0302963



SPEEDY BOAT CANOPY  
B0302124



INFLATABLE LAUNCHING WHEEL  
B0301913



ORIENTAL RECREATIONAL PRODUCTS (SHANGHAI) CO., LTD  
Sales Office / Capital Mall Plaza, Unit 3306-09, No. 6088 Hu Min Rd, Minhang, Shanghai, China  
Headquarter / 1699 Daye Road, Fengxian, Shanghai, China

Reproduction of this catalogue in any form is strictly prohibited. All Aqua Marina® and ORPC® branded products, accessories and logos are registered trademarks of ORPC®. ORPC® reserves the right to change product designs and discontinue any product without prior notice. © Oriental Recreational Products (Shanghai) Co., LTD.

www.orpc.com.cn





 AQUA MARINA



[www.aquamarina.com](http://www.aquamarina.com)

# WONDER IS ALL-AROUND